



Special Release

PHILIPPINE STATISTICS AUTHORITY PROVINCE OF AKLAN



2015-07

March 2015

*INQUIRIES: For more information write or call:
Philippine Statistics Authority
N. Roldan St., Poblacion, Kalibo, Aklan
Tel Nos. (036) 268-9217/268-3373/262-3804 or
Email: nso_aklan@yahoo.com*

Female Household Population of Aklan reaches 262, 775 mark

(Results from 2010 Census of Population and Housing)

Aklan's female household population increased by almost 40, 000

The Province of Aklan posted a total female household population of 262, 775 persons or 49.2 percent as of May 2010 Census of Population and Housing. The female population size increased by 39, 213 persons compared to 2000 female population count of 223, 562.

Of the 262, 775 females, 20, 945 or 8.0 percent were considered head of the household, while 83, 527 or 31.8 percent were regarded as spouse.

Census Year	Census Reference Date	Aklan Female Population
2010	May 1, 2010	262, 775
2000	May 1, 2000	223, 562

Municipality of Kalibo has the largest number of female population

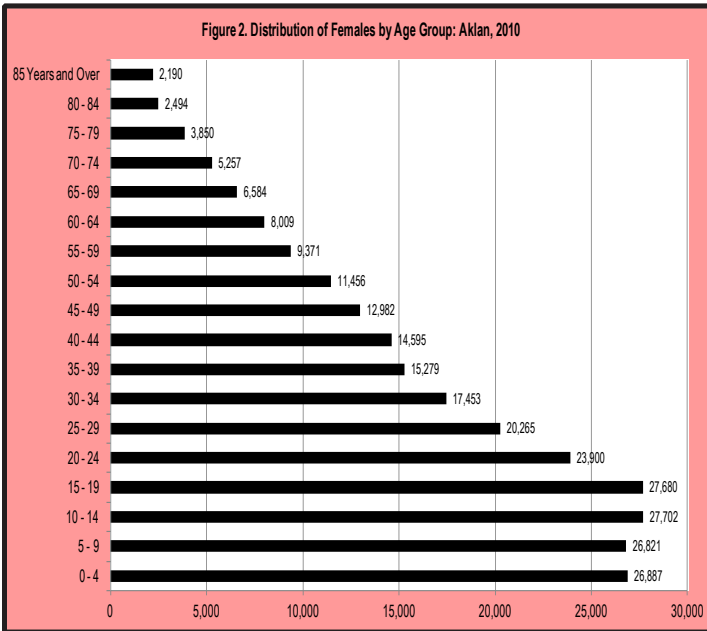
Among the 17 municipalities of Aklan, Kalibo has the highest number of female household population comprising of 14.3 percent. This is followed by Ibaday with 8.4 percent and Malay with 8.2 percent. On the other hand, the Municipality of Lezo has the least number of female household population with 2.7 percent.



Female aged 10 to 19 years comprised the biggest group

As of 2010, females in age group 10 to 14 and 15 to 19 years old dominated the province with 10.5 percent share, respectively, out of the total 262, 775 female household population. Following next is at age group 0 to 4 and 5 to 9 years old with 10.2 percent, respectively. Moreover, more than half or 50.3 percent of female population in Aklan belong to reproductive age

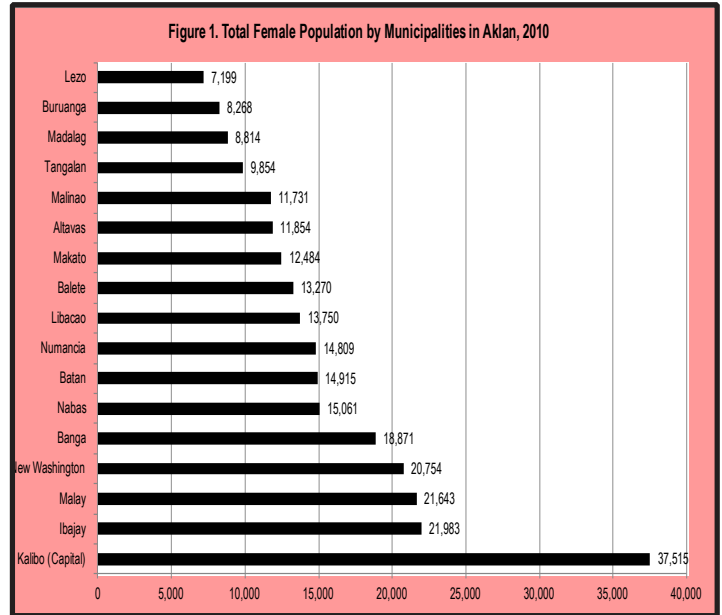
group, which is 15 to 49 years old. While senior citizens, which is 60 years old above, constitute 10.8 percent share to the total female household population.



More than half of females were single

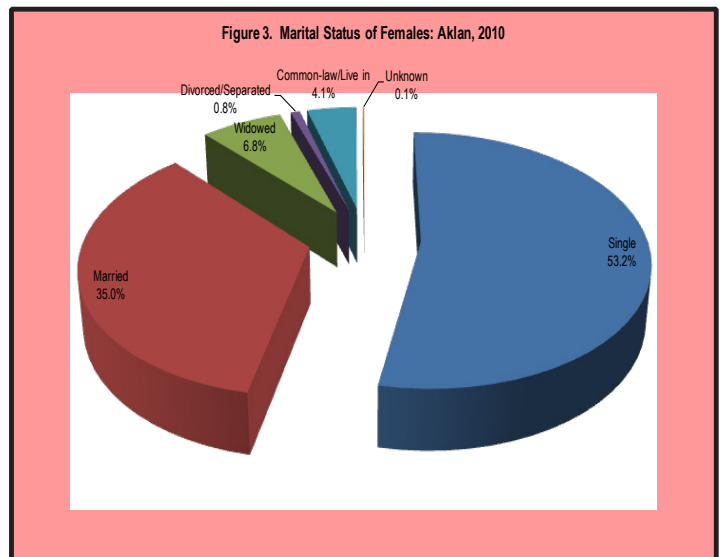
As of 2010, more than half of female household population were single with 53.2 percent, followed by married with 35.0 percent, widowed with 6.8 percent, common-law or live in with 4.1 percent and divorced or separated with 0.8 percent.

Among those who are married, the biggest number was at the age group 30 to 34 years old (13.7 percent), followed by 35 to 39 years old (13.3 percent), and 40 to 44 years old (13.0 percent).



Median age posted at 24 years

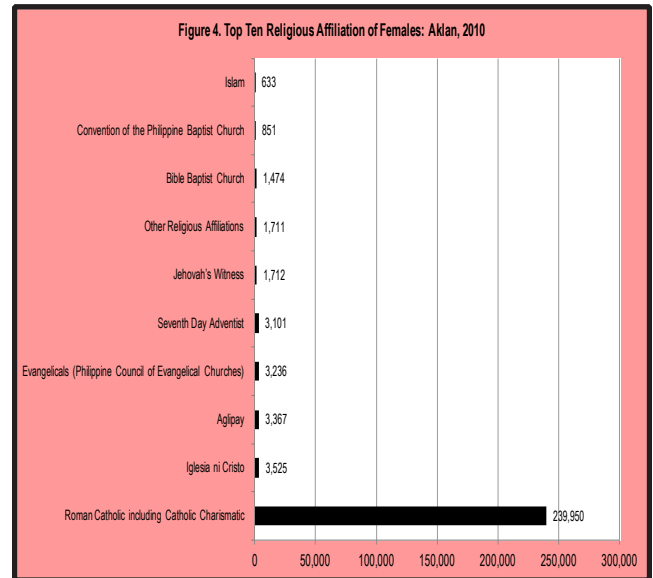
In 2010, the median age of female population in Aklan was 24 years, which means that half of female household population was younger than 24 years. This also shows that females in the province have predominantly young population.



On the other hand, three out of ten (29.7) females who are at age group 20 to 24 years old were in a common-law relationship, while 21.8 percent were at the age group 25 to 29 years old.

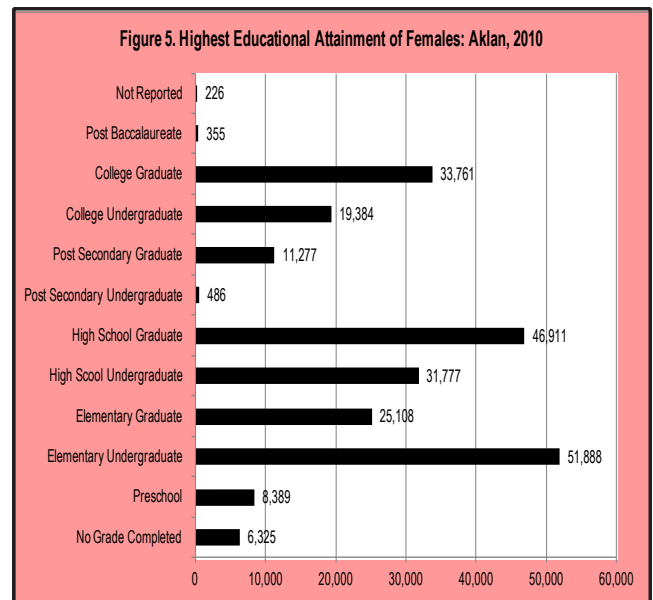
Nine out of ten females are Roman Catholic

Of the top 10 religious organizations, Roman Catholics (including Catholic Charismatics) were the most popular religious affiliations among females in Aklan. This constitutes 91.3 percent of the total female household population. This is followed by Iglesia ni Cristo and Aglipay with 1.3 percent, respectively, Evangelicals and Seventh Day Adventist with 1.2 percent each. On the other hand, Islam had the lowest affiliation of less than one percent.



One in five females completed high school

In 2010, out of the 235, 887 female household population 5 years old and above, about one-fifth (22.0 percent) were elementary undergraduate, while 19.9 percent have completed high school curriculum. Moreover, those who acquire bachelor's degree comprised 14.3 percent which is higher compared with their male counterparts with 10.6 percent. Females who reached post baccalaureate courses make up 0.2 percent



Female overseas workers constitute 1.5 percent

Out of 209, 066 females 15 years old and over, 3, 172 persons or 1.5 percent were overseas workers. Females working abroad were mostly at the age group 25 to 29 years old with 23.2 percent, followed by 30 to 34 years old with 20.1 percent, and 35 to 39 years old with 13.5 percent. 13.8 percent were post secondary graduate and 10.5 percent were college undergraduate. On the contrary, less than one percent of females with post baccalaureate courses worked outside the country in 2010.

Among female overseas, almost half or 49.1 percent were college graduate, 18.3 percent were high school graduate,

Females with disability posted at 2.2 percent

Of the 262, 774 female household population, about 2.2 percent or 5, 885 were Persons with Disability (PWD). The proportion of females aged 85 years old and above was 9.5 percent, while those in 70 to 74 years old were 8.0 percent.

Females with difficulty in seeing is at 1.5 percent

In Aklan, of the 235, 887 females five years old and above, 1.5 percent reported with difficulty in seeing, even if wearing eyeglasses. Furthermore, females with difficulty in walking or climbing steps make up 0.8 percent, while those with difficulty in hearing even if

using a hearing aid constitute 0.6 percent. The proportion of females with difficulty in remembering or concentrating was 0.5 percent, while difficulty in self-caring (bathing or dressing) and communicating both posted 0.4 percent.

Three out of ten females were gainful workers

In 2010, of the 183, 935 total gainful workers 15 years old and over, 53, 500 or 29.1 percent were females. Of that number, 29.9 percent were laborers and unskilled workers, 18.6 percent were service workers or shop/market sales workers, 13.0 percent were professionals, and 11.2 percent were officials of government, managers, managing proprietors, and supervisors.

Furthermore, there is higher proportion of females in

Aklan working in wholesale and retail trade with 29.0 percent. This is followed by those in other service activities such as beauty parlor, laundry and domestic services with 18.2 percent, and education with 10.3 percent.

On the other hand, out of 53, 500 female gainful workers in Aklan, 37.4 percent worked for private business enterprise or farm, 20.4 percent were self-employed, and 9.1 percent worked for government or government corporation.

Almost half of female population in Aklan are literate

Of the 422, 119 household population 10 years old and over, 204, 782 or 48.5 percent females were literate while 4, 285 or 1.0 percent were illiterate. Among the municipalities in Aklan, female population in Libacao posted the highest proportion of illiteracy with 24.1 percent (1, 033), followed by Madalag with 9.8 percent (419), Altavas with 7.9 percent (337), Ibajay with 7.0 percent (298), and Kalibo with 6.5 percent (279).

On the other hand, proportions of females who are literate were higher in Kalibo (14.9 percent), Ibajay (8.4 percent), and New Washington (8.1 percent).

TABLE 1. Total Female Household Population by Municipality: Aklan, 2000 and 2010

Province/Municipality	Female Household Population	
	2000	2010
AKLAN	223,562	262,775
Altavas	11,243	11,854
Balete	11,757	13,270
Banga	15,937	18,871
Batan	13,766	14,915
Buruanga	7,488	8,268
Ibajay	19,531	21,983
Kalibo (Capital)	31,678	37,515
Lezo	6,163	7,199
Libacao	12,837	13,750
Madalag	8,510	8,814
Makato	11,302	12,484
Malay	11,791	21,643
Malinao	11,708	11,731
Nabas	12,227	15,061
New Washington	16,737	20,754
Numancia	12,260	14,809
Tangalan	8,627	9,854

TABLE 2. Total Female Household Population by Age Group: Aklan, 2010

Age Group	Female	Percentage
Total	262,775	100.0
0 - 4	26,887	10.2
5 - 9	26,821	10.2
10 - 14	27,702	10.5
15 - 19	27,680	10.5
20 - 24	23,900	9.1
25 - 29	20,265	7.7
30 - 34	17,453	6.6
35 - 39	15,279	5.8
40 - 44	14,595	5.6
45 - 49	12,982	4.9
50 - 54	11,456	4.4
55 - 59	9,371	3.6
60 - 64	8,009	3.0
65 - 69	6,584	2.5
70 - 74	5,257	2.0
75 - 79	3,850	1.5
80 - 84	2,494	0.9
85 Years and Over	2,190	0.8

TABLE 3. Female Household Population by Marital Status: Aklan, 2010

Marital Status	Female	Percentage
Total	262,775	100.0
Single	139,745	53.2
Married	91,895	35.0
Widowed	17,893	6.8
Divorced/Separated	2,026	0.8
Common-law/Live in	10,885	4.1
Unknown	331	0.1

TABLE 4. Female Household Population by Highest Educational Attainment: Aklan, 2010

Highest Educational Attainment	Female	Percentage
TOTAL	235,887	100.0
No Grade Completed	6,325	2.7
Preschool	8,389	3.6
Elementary Undergraduate	51,888	22.0
Elementary Graduate	25,108	10.6
High School Undergraduate	31,777	13.5
High School Graduate	46,911	19.9
Post Secondary Undergraduate	486	0.2
Post Secondary Graduate	11,277	4.8
College Undergraduate	19,384	8.2
College Graduate	33,761	14.3
Post Baccalaureate	355	0.2
Not Reported	226	0.1

TABLE 5. Females with Disability by Age Group: Aklan, 2000 and 2010

Age Group	Females with Disability	Percentage
TOTAL	5,885	100.0
0 - 4	239	4.1
5 - 9	315	5.4
10 - 14	359	6.1
15 - 19	331	5.6
20 - 24	260	4.4
25 - 29	255	4.3
30 - 34	215	3.7
35 - 39	214	3.6
40 - 44	229	3.9
45 - 49	264	4.5
50 - 54	274	4.7
55 - 59	301	5.1
60 - 64	348	5.9
65 - 69	368	6.3
70 - 74	473	8.0
75 - 79	439	7.5
80 - 84	442	7.5
85 Years and Over	559	9.5

TABLE 5. Female Household Population by Literacy Status: Aklan, 2010

Province/Municipality	Literate	Percentage	Illiterate	Percentage
AKLAN	204,782	100.0	4,285	100.0
Altavas	9,325	4.6	337	7.9
Balete	10,305	5.0	243	5.7
Banga	15,015	7.3	252	5.9
Batan	11,724	5.7	247	5.8
Buruanga	6,416	3.1	92	2.1
Ibajay	17,127	8.4	298	7.0
Kalibo (Capital)	30,473	14.9	279	6.5
Lezo	5,777	2.8	92	2.1
Libacao	9,364	4.6	1,033	24.1
Madalag	6,434	3.1	419	9.8
Makato	9,818	4.8	189	4.4
Malay	16,163	7.9	141	3.3
Malinao	9,312	4.5	214	5.0
Nabas	11,479	5.6	80	1.9
New Washington	16,490	8.1	168	3.9
Numancia	11,930	5.8	91	2.1
Tangalan	7,631	3.7	109	2.5

TABLE 6. Female Household Population by Type of Occupation: Aklan, 2010

Type of Occupation	Females	Percentage
Total	53,500	100.0
Officials of Government and Special Interest Organizations, Corporate Executives, Managers, Managing Proprietors, and Supervisors	5,994	11.2
Professionals	6,935	13.0
Technicians and Associate Professionals	1,583	3.0
Clerks	5,445	10.2
Services Workers and Shop and Market Sales Workers	9,952	18.6
Farmers, Forestry Workers and Fishermen	2,312	4.3
Trade and Related Workers	4,282	8.0
Plant and Machine Operators and Assemblers	226	0.4
Laborers and Unskilled Workers	15,987	29.9
Armed Forces	5	0.0
Other Occupation Not Elsewhere Classified	20	0.0
Not Reported	759	1.4

TABLE 7. Female Household Population by Kind of Industry: Aklan, 2010

Kind of Industry	Females	Percentage
Total	53,500	100.0
Agriculture Forestry and Fishing	4,496	8.4
Mining of Quarrying	20	0.0
Manufacturing	4,519	8.4
Electricity, Gas, Steam and Air Conditioning Supply	72	0.1
Water Supply, Sewerage, Waste Management and Remediation Activities	34	0.1
Construction	238	0.4
Wholesale and Retail Trade; and Repair of Motor Vehicles and Motorcycles	15,532	29.0
Transportation and Storage	211	0.4
Accommodation Food Service Activities	3,899	7.3
Information and Communication	183	0.3
Other Occupation Not Elsewhere Classified	884	1.7
Real Estate Activities	48	0.1
Professional, Scientific and Technical Activities	329	0.6
Administrative and Support Service Activities	418	0.8
Public Administrative and Defense; Compulsory Social Security	4,694	8.8
Education	5,504	10.3
Human Health and Social Work Activities	2,288	4.3
Arts, Entertainment and Recreation	85	0.2
Other Service Activities	9,738	18.2
Activities of Households as Employers and Undifferentiated Goods and Services and Producing Activities of Households for Own Use	269	0.5
Activities of Extraterritorial Organizations and Bodies	5	0.0
Not Reported	35	0.1

TABLE 8. Female Household Population by Class of Worker: Aklan, 2010

Class of Worker	Females	Percentage
Total	53,500	100.0
Worked for private household (domestic services)	8,870	16.6
Worked for private business/enterprise/farm	20,027	37.4
Worked for government/government corporation	10,232	19.1
Self-employed without any paid employee	10,918	20.4
Employer in own farm or business	1,228	2.3
Worked with pay in own family-operated farm or business	125	0.2
Worked without any pay in own family-oriented farm or business	2,065	3.9
Not Reported	35	0.1