



# Special Release

## NATIONAL STATISTICS OFFICE

### PROVINCE OF AKLAN

Number 006

July 2012

INQUIRIES: For more information write or call:

National Statistics Office

N. Roldan St., Poblacion, Kalibo, Aklan

Tel Nos. (036)268-9217/262-3804 or

Email: nso\_aklan@yahoo.com

## Akl An Vital Statistics: mAy 2012

### Explanatory Text:

Vital statistics are registration-based statistics derived from registered birth, death, fetal death, and marriage documents. The data on vital statistics presented in this release were obtained from the copies of the certificates submitted to NSO-Aklan from the 17 Local Civil Registry Office. Figures include vital events that were registered late.

### BIRTH

#### More Males than Females are Born

The total registered live births in the Province of Aklan for May 2012 reached to 504. Of this number, 272 or 53.97% were males and 232 or 46.03% were females. Male births are higher by 40, which means that for every 100 female births there are 117 male born in Aklan this month.

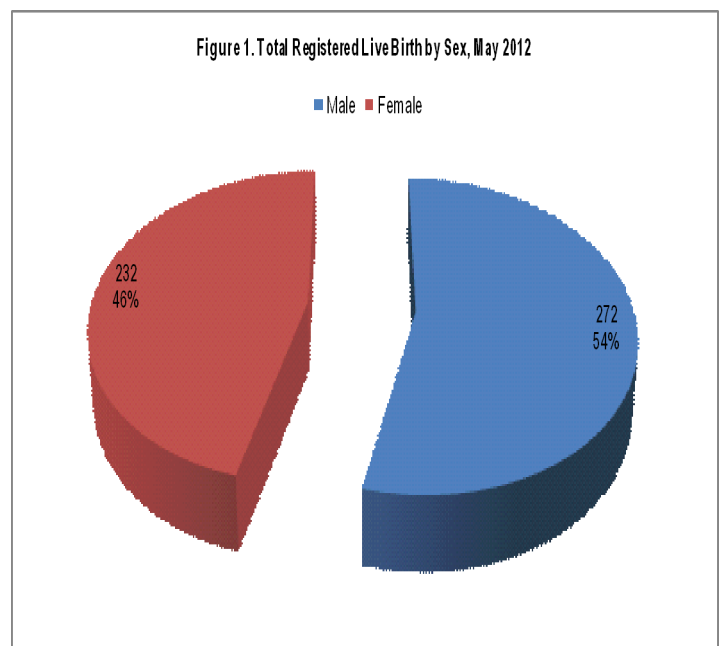
The average daily birth occurrence in Aklan for May 2012 is approximately 16 births.

#### Municipality with highest Registered Live Births

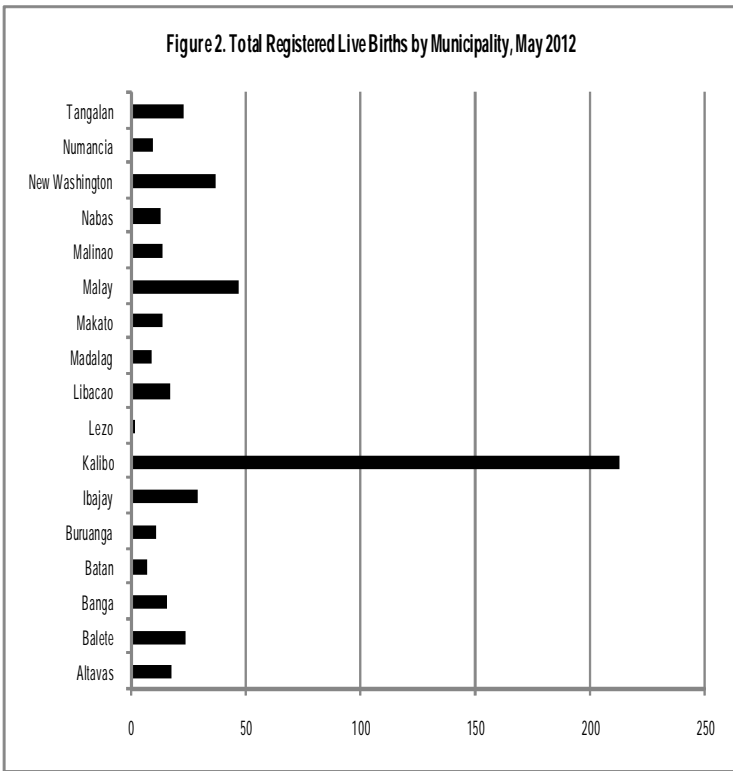
Among the 17 Municipalities in Aklan, Kalibo, being the town capital, obtained the highest registration of birth with 213 or 42.26%. Malay and New Washington followed with 47 or 9.33% and 37 or 7.34% registered births, respectively.



Figure 1. Total Registered Live Birth by Sex, May 2012



On the other hand, Lezo and Batan had the lowest birth registration this month with only 2 and 7 births reported, respectively.



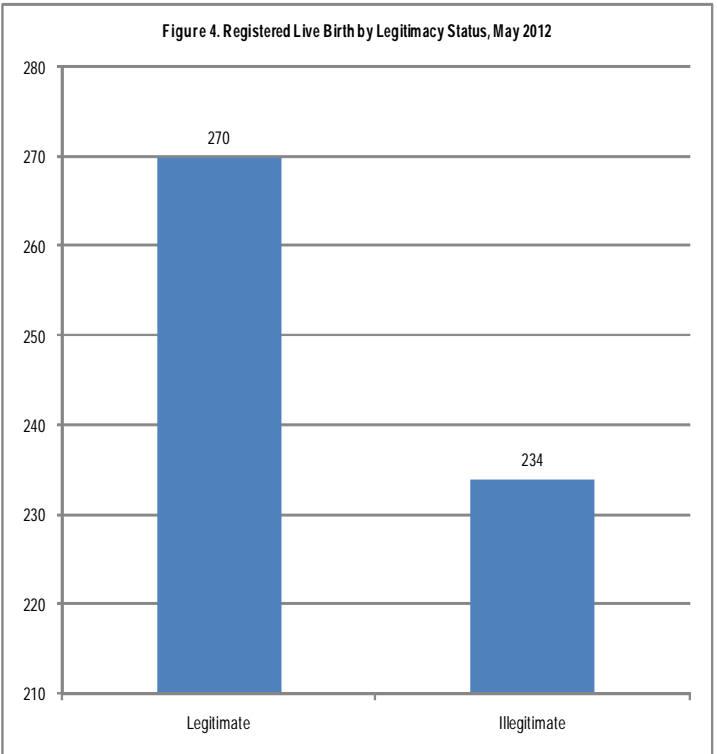
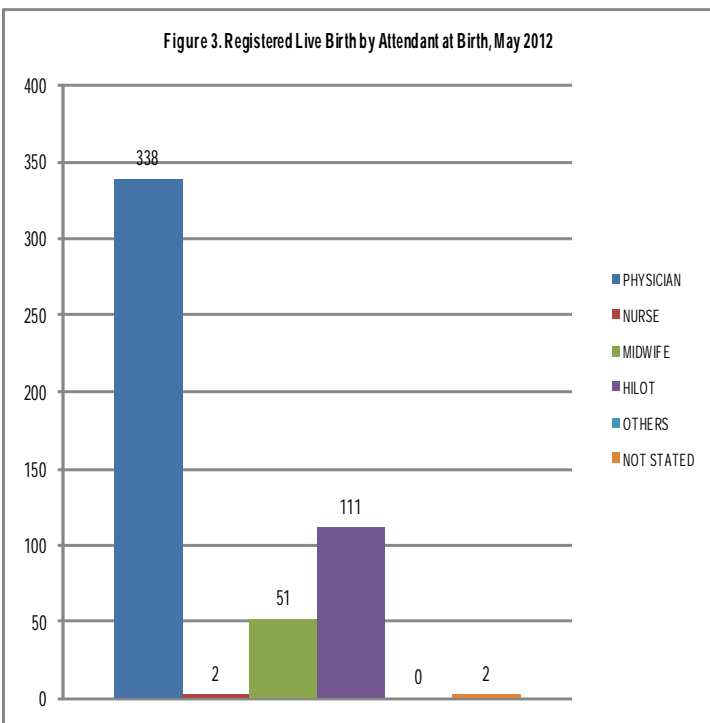
### Legitimate Children outnumbered the Illegitimate

Of the 504 registered births for this month, children born legitimate outnumbered those illegitimate. Legitimate children recorded at 270 or 53.57%, while illegitimate at 234 or 46.43%. This means that for every 100 legitimate children there are about 87 are illegitimate born for this month. The Municipality of Madalag has the highest number of illegitimate children with 88.89%, followed by New Washington with 72.97%, and Batan with 71.43% mark. On the contrary, the municipalities with highest percentage of legitimate children registered are Makato (64.29%), Buruanga (63.64%), and Altavas (61.11%).

### Physician is the most popular attendant at birth


Out of 504 total registered live births in May 2012, the birth attended by physician has the highest frequency of 338, followed by hilot with 111, while by midwife with 51 and by nurse with 2.

Based on the daily average of birth occurrence this month, about eleven (11) were attended by medical doctor while about four (4) by hilot, thus showing preference by expectant mothers to medical doctors as attendant at birth.



### Age group of mother

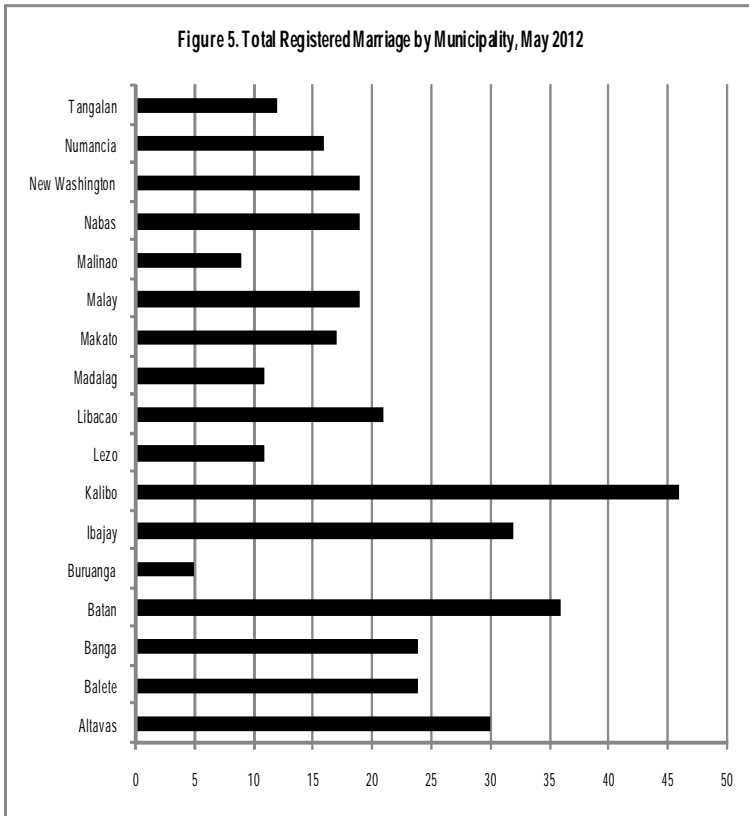
For the month of May 2012, most of mothers in Aklan gave birth at the age of 20-24 years old having the highest frequency of 142 or 28.17%. This shows that three (3) out of ten (10) babies were cared by mothers in this age bracket. While, about 54 or 10.71% live births were born to mothers with age 19 years old and below, which means that one (1) for every ten (10) births was mothered by teen-agers.



# MARRIAGE

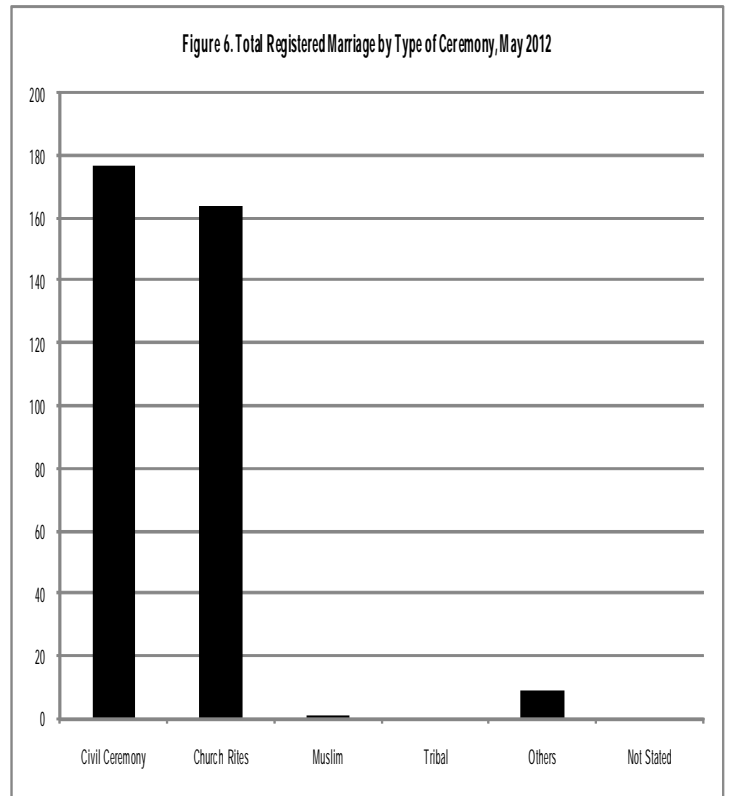
## Kalibo Dominates Number of Registered Marriage

The total registered marriage for May 2012 reached to 351 or an average of eleven (11) marriages a day. Of this number, Kalibo has the highest registration with 46 or 13.11%, followed by Batan with 36 or 10.26%, and Ibajay with 32 or 9.12%. The least among the municipalities are Buruanga and Malinao with only 5 and 9 reported marriage, respectively.



## Women prefer to marry at an earlier age than men

Table 7 shows that this month, women prefer to marry at an early age than men. The highest number of brides who married was seen at ages 20-24 with a record of 150 or 42.74%, while grooms entered into a marriage life at ages 25-29 with 143 or 40.74%. On the other hand, the number of teen brides is nine times more than that of the grooms (3 or 0.85%).



## Most of the couple was contracted through civil rites

Most marriages for this month were solemnized under civil ceremony with 177 or 50.43%, followed by Roman Catholic Church rites with 164 or 46.72%, and other religious rites such as Protestants with 9 or 2.56%.



Based on daily average of marriage occurrence, about six (6) marriages a day were conducted by civil ceremony and about five (5) by Catholic Church ceremony.

# DEATH

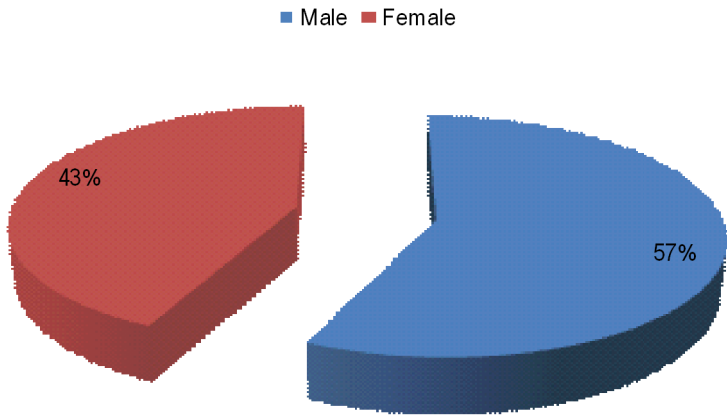
## Males die faster than females

For May 2012, the total registered death posted at 244. More than half of the number were males with 139 or 56.97%, while females had 105 or 43.03%.

On the average, there are eight (8) daily deaths recorded for this month with a sex ratio of 132 male deaths for every 100 females.



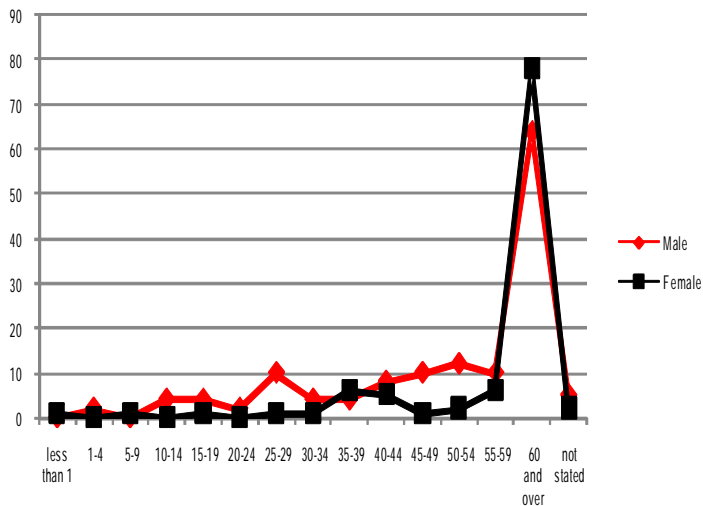
Figure 7. Total Registered Death by Sex, May 2012



### Death by Age group

More than half of the registered death in Aklan belonged to age group 60 and over with 142 or 58.20%. This was followed by age 55-59 with 16 or 6.56% and age 50-54 with 14 or 5.74%. Both male and female shared the same age bracket with highest death occurrences. Likewise, the data showed that percentage of death occurrences started to increase at the age of 50 and above.

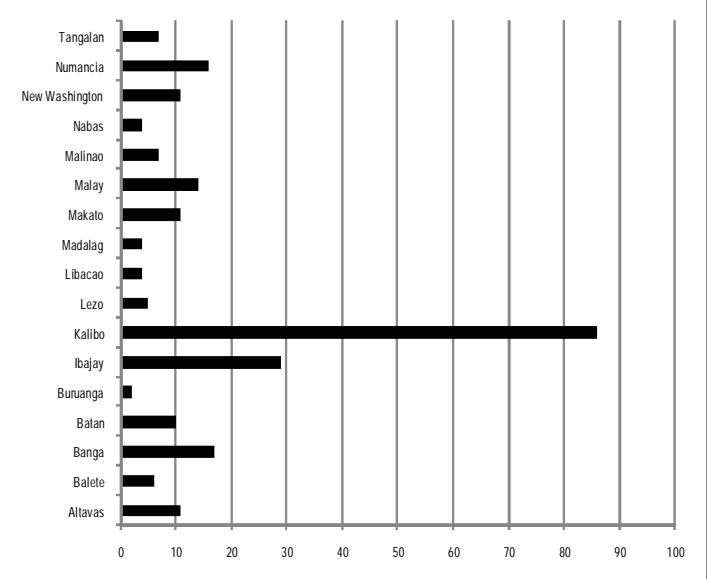
Figure 9. Total Registered Death by Sex and Age Group, May 2012



### Kalibo has the highest death occurrence

Among the municipalities, Kalibo had the highest reported death incidence with 86 or 35.25%. Out of the total, male deaths shared about 60.47%, while female deaths covered the remaining 39.53%. Ibajay followed with 29 or 11.89%, and Banga with 17 or 6.97%. Buruanga had the lowest death registration with 2 or 0.82%.

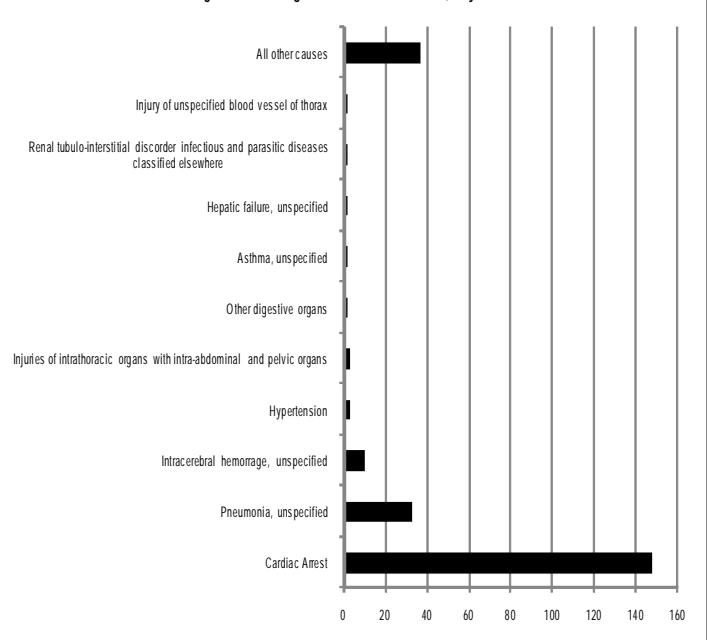
Figure 8. Total Registered Death by Place of Occurrence, May 2012



### Cardiac Arrest is the Leading Cause of Death in Aklan

Cardiac arrest top the list among the 10 leading causes of death in Aklan, followed by pneumonia and intracerebral hemorrhage. Of the total registered death, 229 or 93.85% were medically attended and 15 or 6.15% were not attended by doctors.

Figure 10. Leading Causes of Death in Aklan, May 2012



**Table 1. Total Registered Live Births, by Sex, by Municipality, May 2012**

Municipality	Both sexes	Male	Female
<b>Total</b>	<b>504</b>	<b>272</b>	<b>232</b>
Altavas	18	12	6
Balete	24	12	12
Banga	16	7	9
Batan	7	2	5
Buruanga	11	9	2
Ibajay	29	19	10
Kalibo	213	121	92
Lezo	2	2	0
Libacao	17	5	12
Madalag	9	4	5
Makato	14	9	5
Malay	47	22	25
Malinao	14	7	7
Nabas	13	6	7
New Washington	37	18	19
Numancia	10	7	3
Tangalan	23	10	13

**Table 2. Registered Live Birth by Attendant at Birth, May 2012**

Attended at Birth	Total	Percentage
<b>Total</b>	<b>504</b>	<b>100.00</b>
Physician	338	67.06
Nurse	2	0.40
Midwife	51	10.12
Hilot	111	22.02
Others	0	0.00
Not Stated	2	0.40

**Table 3. Total Registered Live Births by Age Group of Mother, May 2012**

Age of Mother	Total	Male	Female
<b>Total</b>	<b>504</b>	<b>272</b>	<b>232</b>
less than 15	1	1	0
15-19	53	29	24
20-24	142	73	69
25-29	123	59	64
30-34	91	57	34
35-39	64	37	27
40-44	25	14	11
45-49	4	2	2
50- and over	0	0	0
not stated/not applicable	1	0	1

**Table 4. Registered Live Birth by Legitimacy Status, May 2012**

Municipality	Total	Legitimate	Percent Legitimate	Illegitimate	Percent Illegitimate
<b>Total</b>	<b>504</b>	<b>270</b>	<b>53.57</b>	<b>234</b>	<b>46.43</b>
Altavas	18	11	61.11	7	38.89
Balete	24	13	54.17	11	45.83
Banga	16	8	50.00	8	50.00
Batan	7	2	28.57	5	71.43
Buruanga	11	7	63.64	4	36.36
Ibajay	29	16	55.17	13	44.83
Kalibo	213	130	61.03	83	38.97
Lezo	2	1	50.00	1	50.00
Libacao	17	9	52.94	8	47.06
Madalag	9	1	11.11	8	88.89
Makato	14	9	64.29	5	35.71
Malay	47	21	44.68	26	55.32
Malinao	14	8	57.14	6	42.86
Nabas	13	5	38.46	8	61.54
New Washington	37	10	27.03	27	72.97
Numancia	10	5	50.00	5	50.00
Tangalan	23	14	60.87	9	39.13

**Table 5. Total Registered Marriage by Place of Occurrence, May 2012**

Municipality	Total	Percentage
<b>Total</b>	<b>351</b>	<b>100.00</b>
Altavas	30	8.55
Balete	24	6.84
Banga	24	6.84
Batan	36	10.26
Buruanga	5	1.42
Ibajay	32	9.12
Kalibo	46	13.11
Lezo	11	3.13
Libacao	21	5.98
Madalag	11	3.13
Makato	17	4.84
O.Malay	19	5.41
Malinao	9	2.56
Nabas	19	5.41
New Washington	19	5.41
Numancia	16	4.56
Tangalan	12	3.42

**Table 6. Total Registered Marriage by Type of Ceremony, May 2012**

Type of Ceremony	Number of Couples	Percentage
<b>Total</b>	<b>351</b>	<b>100.00</b>
Civil Ceremony	177	50.43
Church Rites	164	46.72
Muslim	1	0.28
Tribal	0	0.00
Others	9	2.56
Not Stated	0	0.00

**Table 7. Number and Percent Distribution of Brides and Grooms by Age Group, May 2012**

	Groom	Percent	Bride	Percent
<b>Total</b>	<b>351</b>	<b>100.00</b>	<b>351</b>	<b>100.00</b>
under20	3	0.85	27	7.69
20-24	76	21.65	150	42.74
25-29	143	40.74	89	25.36
30-34	69	19.66	47	13.39
35-39	31	8.83	21	5.98
40-44	14	3.99	8	2.28
45-49	9	2.56	3	0.85
50 and above	6	1.71	6	1.71
not stated	0	0.00	0	0.00

**Table 8. Total Registered Death by Place of Occurrence, May 2012**

Place of Death	Both sexes	Male	Female
<b>Total</b>	<b>244</b>	<b>139</b>	<b>105</b>
Altavas	11	8	3
Balete	6	5	1
Banga	17	8	9
Batan	10	7	3
Buruanga	2	0	2
Ibajay	29	15	14
Kalibo	86	52	34
Lezo	5	4	1
Libacao	4	2	2
Madalag	4	3	1
Makato	11	4	7
Malay	14	9	5
Malinao	7	3	4
Nabas	4	0	4
New Washington	11	6	5
Numancia	16	9	7
Tangalan	7	4	3



**Table 9. Number and Percent Distribution of Deaths by Sex and by Age Group, May 2012**

Age group	Both Sexes		Male		Female	
	Number	Percent	Number	Percent	Number	Percent
<b>Total</b>	<b>244</b>	<b>100.00</b>	<b>139</b>	<b>100.00</b>	<b>105</b>	<b>100.00</b>
less than 1	1	0.41	0	0.00	1	0.95
1-4	2	0.82	2	1.44	0	0.00
5-9	1	0.41	0	0.00	1	0.95
10-14	4	1.64	4	2.88	0	0.00
15-19	5	2.05	4	2.88	1	0.95
20-24	2	0.82	2	1.44	0	0.00
25-29	11	4.51	10	7.19	1	0.95
30-34	5	2.05	4	2.88	1	0.95
35-39	10	4.10	4	2.88	6	5.71
40-44	13	5.33	8	5.76	5	4.76
45-49	11	4.51	10	7.19	1	0.95
50-54	14	5.74	12	8.63	2	1.90
55-59	16	6.56	10	7.19	6	5.71
60 and over	142	58.20	64	46.04	78	74.29
not stated	7	2.87	5	3.60	2	1.90

**Table 10. Percent Distribution of Registered Death by Medically Attended or Not, May 2012**

Attendant at Death	Number	Percent
<b>Total</b>	<b>244</b>	<b>100.00</b>
Medically Attended	229	93.85
Not Attended	15	6.15

**Table 11. Percent Distribution of Ten Leading Causes of Deaths, May 2012**

Causes of Death	Code	Number	Percent
<b>Total</b>		<b>244</b>	<b>100.00</b>
Cardiac Arrest	<b>I460, I469</b>	148	60.66
Pneumonia, unspecified	<b>J189</b>	33	13.52
Intracerebral hemorrhage, unspecified	<b>I619</b>	10	4.10
Hypertension	<b>I119</b>	3	1.23
Injuries of intrathoracic organs with intra-abdominal and pelvic organs	<b>T065</b>	3	1.23
Other digestive organs	<b>D377</b>	2	0.82
Asthma, unspecified	<b>J459</b>	2	0.82
Hepatic failure, unspecified	<b>K729</b>	2	0.82
Renal tubulo-interstitial disorders infectious and parasitic diseases classified elsewhere	<b>N160</b>	2	0.82
Injury of unspecified blood vessel of thorax	<b>S259</b>	2	0.82
All other causes		37	15.16