



Special Release

NATIONAL STATISTICS OFFICE PROVINCE OF AKLAN

Number 003

April 2012

INQUIRIES: For more information write or call:

National Statistics Office

N. Roldan St., Poblacion, Kalibo, Aklan

Tel Nos. (036)268-9217/262-3804 or

Email: nso_aklan@yahoo.com

AKLAN VITAL STATISTICS: FEBRUARY 2012

Explanatory Text:

Vital statistics are registration-based statistics derived from registered birth, death, fetal death, and marriage documents. The data on vital statistics presented in this release were obtained from the copies of the certificates submitted to NSO-Aklan from the 17 Local Civil Registry Office. Figures include vital events that were registered late.

BIRTH

More Males than Females are Born

The total registered live births in the Province of Aklan for February 2012 reached to 425. Of this number, 226 or 53.18% were males and 199 or 46.82% were females. Male births are higher by 27 which means that for every 100 female births there are 114 male born in Aklan for this month.

The average daily birth occurrence in Aklan for February 2012 is approximately 15 births.

Municipality with Highest Registered Live Births

Among the 17 Municipalities in Aklan, Kalibo, being the town capital, obtained the highest registration of birth with 186 or 43.77%. Ibajay and Malay followed with 36 or 8.47% and 25 or 5.88% registered births, respectively.

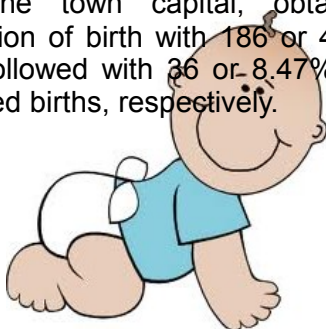
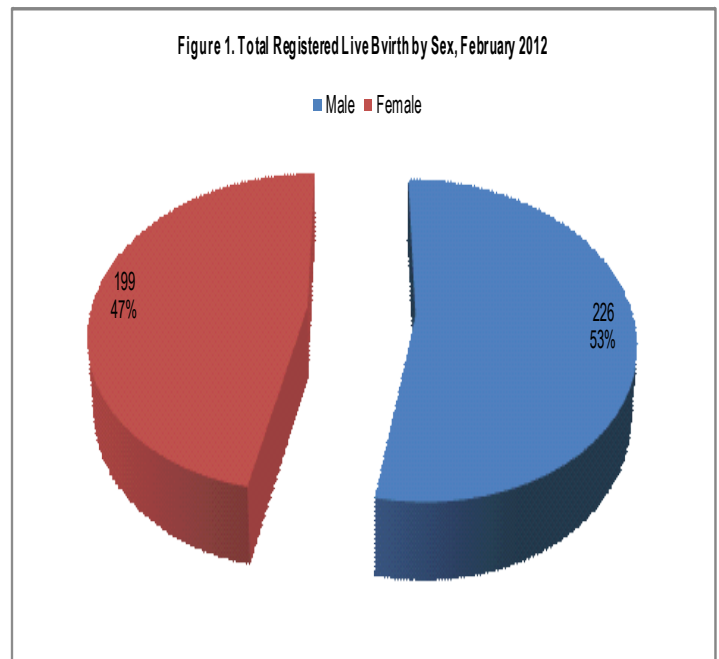
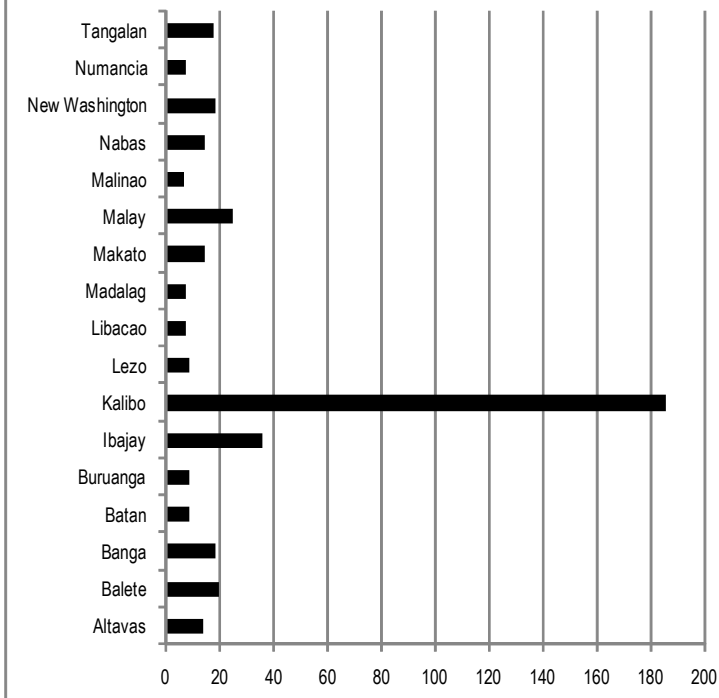


Figure 1. Total Registered Live Birth by Sex, February 2012



These two municipalities are the biggest in terms of number of population. On the other hand, Malinao had the lowest birth registration this month with only 7 births reported.

Figure 2. Total Registered Live Births by Municipality, February 2012

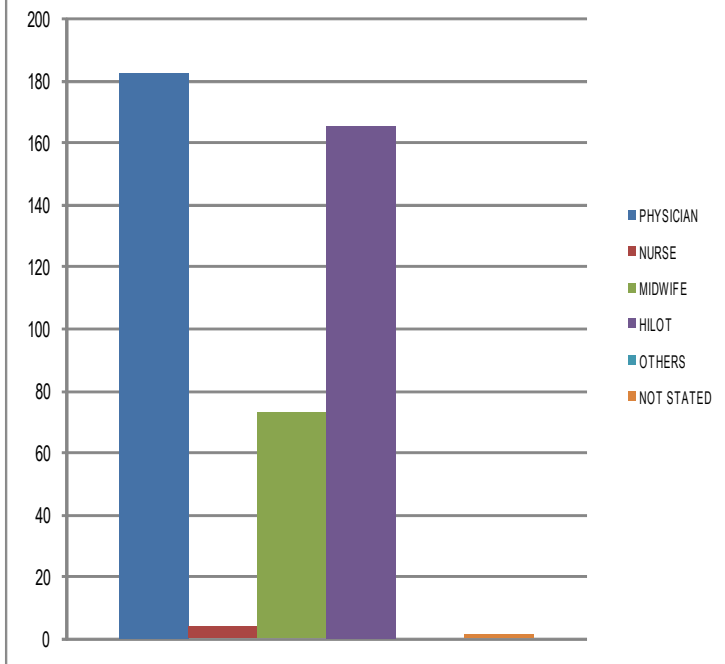


Attendant at birth

Out of 425 total registered live births in February 2012, births attended by physician has the highest frequency of 182, followed by hilot with 165, while by midwife with 73, and by nurse with 4.

Based on the daily average of birth occurrence this month, about 6 were attended by medical doctor, thus showing preference by expectant mothers to medical doctors as attendant at birth.

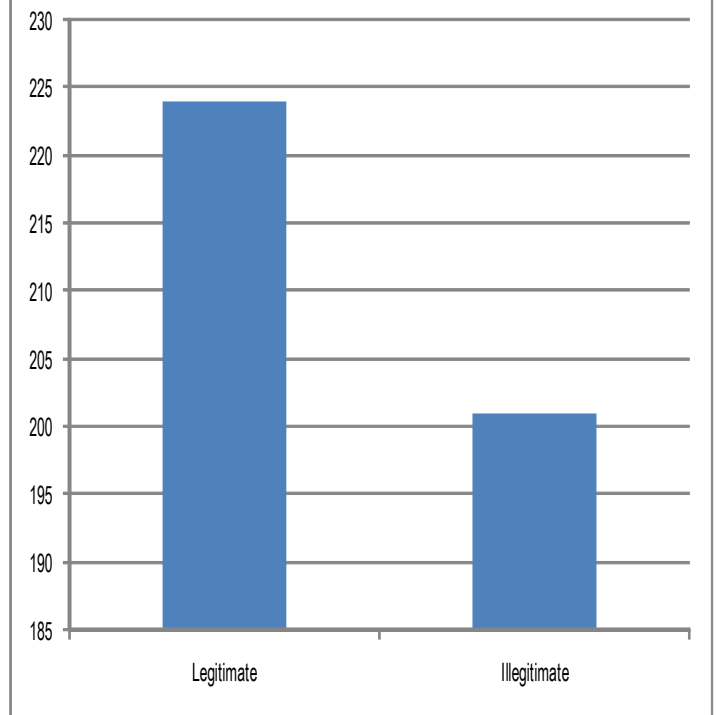
Figure 3. Registered Live Birth by Attendant at Birth, February 2012



Legitimate Children outnumbered the Illegitimate

Of the 425 registered births for this month, children born legitimate outnumbered those illegitimate. Legitimate recorded at 224 or 52.71%, while illegitimate at 201 or 47.29%. This means that for every 10 legitimate children there are about 9 illegitimate born for this month. The Municipality of Kalibo has the highest percentage of illegitimate children at 37.31%, followed by Ibajay with 10.95% and Malay with 8.96% mark. On the contrary, the municipalities with highest percentage of legitimate children registered are Kalibo (49.55%), Tangalan (6.70%) and Ibajay (6.25%).

Figure 4. Registered Live Birth by Legitimacy Status, February 2012



Age group of mother

For the month of February 2012, most of mothers in Aklan gave birth at the age of 20-24 years old having the highest frequency of 123 or 28.94%. This shows that three (3) out of ten (10) babies were cared by mothers in this age bracket. While, about 36 or 8.47% live births were born to mothers with age 15-19 years old,




MARRIAGE

Ibajay Dominates Number of Registered Marriage


The total registered marriage for February 2012 reached to 402 or an average of thirteen (13) marriages a day. Of this number, Ibajay has the highest registration with 251 or 62.44%, followed by Madalag with 29 or 7.21%, and Kalibo with 24 or 5.97%. Ibajay got the highest number of marriages this month due to the mass wedding sponsored by the municipal government in cooperation with the NSO-Aklan. It was, so far, the biggest mass wedding held in Aklan.

The least among the municipalities are Buruanga and Lezo with only 2 reported marriage, respectively.



Age of Groom and Bride

Table 6 shows that this month, both grooms and brides preferred to get married at the age of 25-29. Grooms comprised 33.08% (133), while brides 34.58% (139) in this age bracket. However, more brides get married at the age of 20-24 (31.09%) than the groom, while grooms outnumbered brides at the age of 30-34 (24.38%). Conversely, teen brides comprised of 31 or 7.71%, which is ten times more than the number of the grooms (3 or 0.75%).

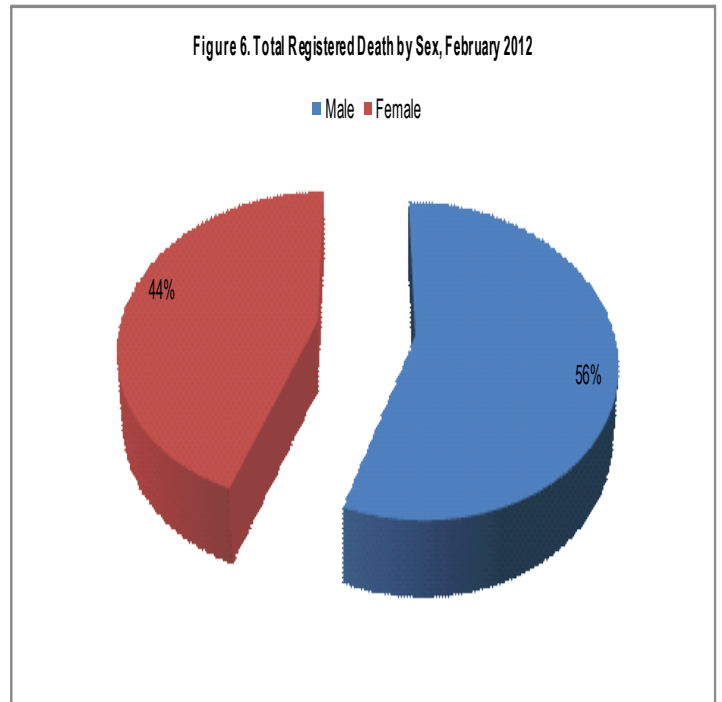


DEATH

Males Died Faster than Females

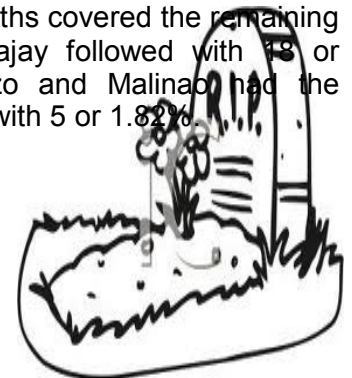
For February 2012, the total registered death posted at 275. More than half of the number were males with 153 or 55.64%, while females had 122 or 44.36%.

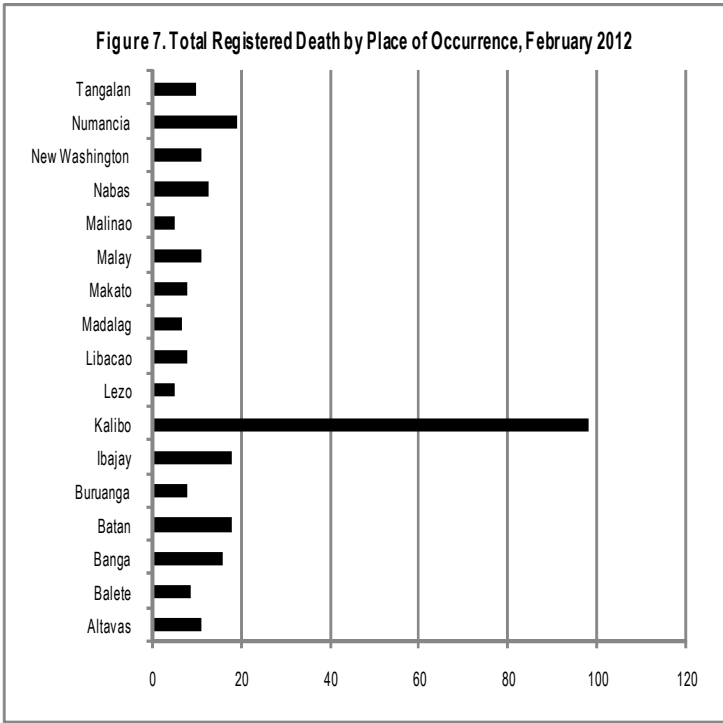
On the average, there are 9 daily death recorded for this month with a sex ratio of 125 male deaths for every 100 females.



Kalibo has the Highest Death Occurrence

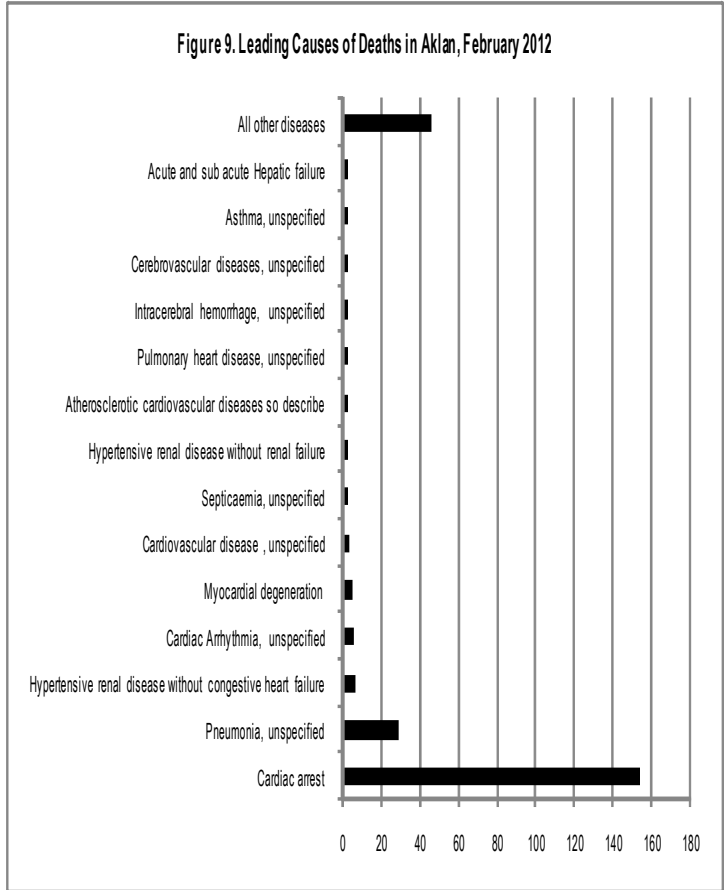
Among the municipalities, Kalibo had the highest reported death incidence with 98 or 35.64%. Out of the total, male deaths shared about 61.22%, while female deaths covered the remaining 38.77%. Batan and Ibajay followed with 18 or 6.55%, respectively. Lezo and Malinao had the lowest death registration with 5 or 1.82%.





Cardiac Arrest is the Leading Cause of Death in Aklan

Cardiac arrest top the list among the 10 leading causes of death in Aklan, followed by pneumonia and hypertension. Of the total registered death, 243 or 88% were medically attended and 32 or 12% were not attended by doctors.



Death by Age group

More than half of the registered death in Aklan belonged to age group 60 and over with 186 or 67.64%. This was followed by age 55-59 with 16 or 5.82% and age 45-49 with 13 or 4.73%. Both male and female shared the same age bracket with highest death occurrences. Likewise, the data showed that percentage of death occurrences started to increase at the age of 40 and above.

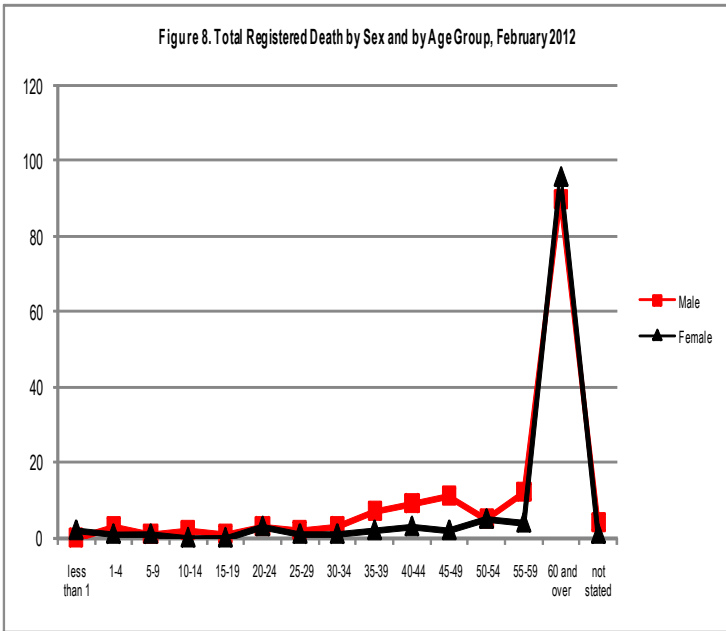


Table 1. Total Registered Live Births, by Sex, by Municipality, February 2012

Municipality	Both sexes	Male	Female
Total	425	226	199
Altavas	14	8	6
Balete	20	11	9
Banga	19	8	11
Batan	9	2	7
Buruanga	9	5	4
Ibajay	36	17	19
Kalibo	186	106	80
Lezo	9	3	6
Libacao	8	4	4
Madalag	8	4	4
Makato	15	8	7
Malay	25	12	13
Malinao	7	6	1
Nabas	15	9	6
New Washington	19	7	12
Numancia	8	4	4
Tangalan	18	12	6

Table 2. Registered Live Birth by Attendant at Birth, February 2012

Attended at Birth	Total	Percentage
Total	425	100.00
Physician	182	42.82
Nurse	4	0.94
Midwife	73	17.18
Hilot	165	38.82
Others	0	0
Not Stated	1	0.24

Table 3. Total Registered Live Births by Age Group of Mother, February 2012

Age of Mother	Total	Male	Female
Total	425	226	199
less than 15	0	0	0
15-19	36	18	18
20-24	123	64	59
25-29	117	58	59
30-34	77	46	31
35-39	53	34	19
40-44	16	6	10
45-49	2	0	2
50- and over	1	0	1
not stated/not applicable	0	0	0

Table 4. Registered Live Birth by Legitimacy Status, February 2012

Municipality	Total	Legitimate	Percent Legitimate	Illegitimate	Percent Illegitimate
Total	425	224	100.00	201	100.00
Altavas	14	8	3.57	6	2.99
Balete	20	11	4.91	9	4.48
Banga	19	7	3.13	12	5.97
Batan	9	6	2.68	3	1.49
Buruanga	9	3	1.34	6	2.99
Ibajay	36	14	6.25	22	10.95
Kalibo	186	111	49.55	75	37.31
Lezo	9	7	3.13	2	1.00
Libacao	8	6	2.68	2	1.00
Madalag	8	4	1.79	4	1.99
Makato	15	7	3.13	8	3.98
Malay	25	7	3.13	18	8.96
Malinao	7	4	1.79	3	1.49
Nabas	15	5	2.23	10	4.98
New Washington	19	6	2.68	13	6.47
Numancia	8	3	1.34	5	2.49
Tangalan	18	15	6.70	3	1.49

Table 5. Total Registered Marriage by Place of Occurrence, February 2012

Municipality	Total	Percentage
Total	402	100.00
Altavas	7	1.74
Balete	3	0.75
Banga	6	1.49
Batan	4	1.00
Buruanga	2	0.50
Ibajay	251	62.44
Kalibo	24	5.97
Lezo	2	0.50
Libacao	8	1.99
Madalag	29	7.21
Makato	10	2.49
Malay	18	4.48
Malinao	7	1.74
Nabas	6	1.49
New Washington	6	1.49
Numancia	12	2.99
Tangalan	7	1.74

Table 6. Number and Percent Distribution of Brides and Grooms by Age Group, February 2012

	Groom	Percent	Bride	Percent
Total	402	100.00	402	100.00
under20	3	0.75	31	7.71
20-24	71	17.66	125	31.09
25-29	133	33.08	139	34.58
30-34	98	24.38	54	13.43
35-39	51	12.69	32	7.96
40-44	21	5.22	9	2.24
45-49	11	2.74	7	1.74
50 and above	14	3.48	5	1.24
not stated	0	0.00	0	0.00

Table 7. Total Registered Death by Place of Occurrence, February 2012

Place of Death	Both sexes	Male	Female
Total	275	153	122
Altavas	11	5	6
Balete	9	5	4
Banga	16	7	9
Batan	18	11	7
Buruanga	8	5	3
Ibajay	18	11	7
Kalibo	98	60	38
Lezo	5	2	3
Libacao	8	5	3
Madalag	7	3	4
Makato	8	3	5
Malay	11	7	4
Malinao	5	3	2
Nabas	13	8	5
New Washington	11	5	6
Numancia	19	11	8
Tangalan	10	2	8

Table 8. Number and Percent Distribution of Deaths by Sex and by Age Group, February 2012

Age group	Both Sexes		Male		Female	
	Number	Percent	Number	Percent	Number	Percent
Total	275	100.00	153	100.00	122	100.00
less than 1	2	0.73	0	0.00	2	1.64
1-4	4	1.45	3	1.96	1	0.82
5-9	2	0.73	1	0.65	1	0.82
10-14	2	0.73	2	1.31	0	0.00
15-19	1	0.36	1	0.65	0	0.00
20-24	6	2.18	3	1.96	3	2.46
25-29	3	1.09	2	1.31	1	0.82
30-34	4	1.45	3	1.96	1	0.82
35-39	9	3.27	7	4.58	2	1.64
40-44	12	4.36	9	5.88	3	2.46
45-49	13	4.73	11	7.19	2	1.64
50-54	10	3.64	5	3.27	5	4.10
55-59	16	5.82	12	7.84	4	3.28
60 and over	186	67.64	90	58.82	96	78.69
not stated	5	1.82	4	2.61	1	0.82

Table 9. Percent Distribution of Registered Death by Medically Attended or Not, February 2012

Attendant at Death	Number	Percent
Total	275	100.00
Medically Attended	243	88.36
Not Attended	32	11.64

Table 10. Percent Distribution of Ten Leading Causes of Deaths, February 2012

Causes of Death	Code	Number	Percent
Total		275	100.00
Cardiac Arrest	I460	154	56.00
Pneumonia	J189	29	10.55
Hypertensive renal disease without congestive heart failure	I499	7	2.55
Cardiac Arrhythmia, unspecified	I119	6	2.18
Myocardial degeneration	I515	5	1.82
Cardiovascular disease	I516	4	1.45
Septicaemia, unspecified	I516	3	1.09
Hypertensive renal disease without renal failure	I499	3	1.09
Atherosclerotic cardiovascular diseases so describe	A419	3	1.09
Pulmonary heart disease, unspecified	I250	3	1.09
Intracerebral hemorrhage, unspecified	I279	3	1.09
Cerebrovascular diseases, unspecified	I619	3	1.09
Asthma, unspecified	I679	3	1.09
Acute and sub-acute hepatic failure	K720	3	1.09
All other causes		46	16.73