



Special Release

NATIONAL STATISTICS OFFICE

PROVINCE OF AKLAN

Number 005

June 2012

INQUIRIES: For more information write or call:

National Statistics Office

N. Roldan St., Poblacion, Kalibo, Aklan

Tel Nos. (036)268-9217/262-3804 or

Email: nso_aklan@yahoo.com

AklAn Vital Statistics: April 2012

Explanatory Text:

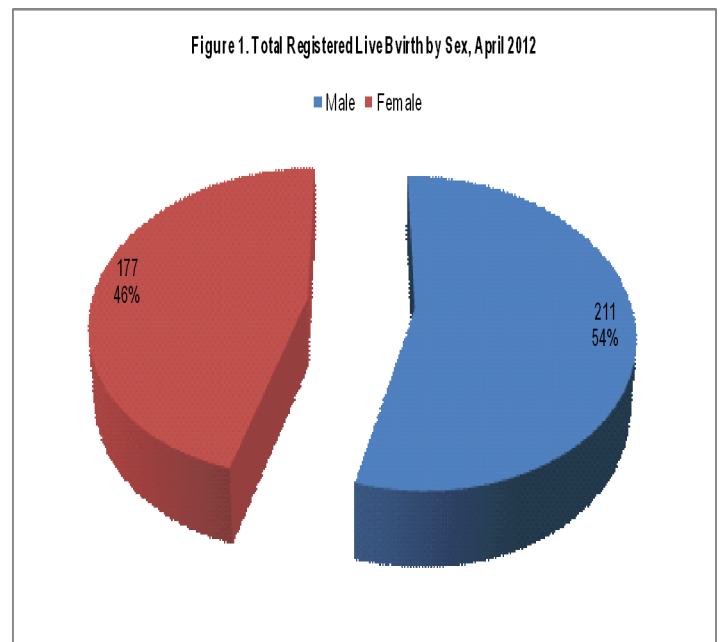
Vital statistics are registration-based statistics derived from registered birth, death, fetal death, and marriage documents. The data on vital statistics presented in this release were obtained from the copies of the certificates submitted to NSO-Aklan from the 17 Local Civil Registry Office. Figures include vital events that were registered late.

BIRTH

More Males than Females are Born

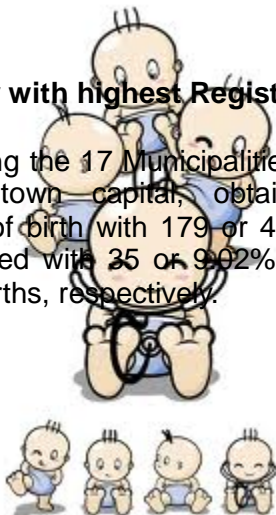
The total registered live births in the Province of Aklan for April 2012 reached to 388. Of this number, 211 or 54.38% were males and 177 or 45.62% were females. Male births are higher by 34, which means that for every 100 female births there are 119 male born in Aklan this month.

The average daily birth occurrence in Aklan for April 2012 is approximately 13 births.

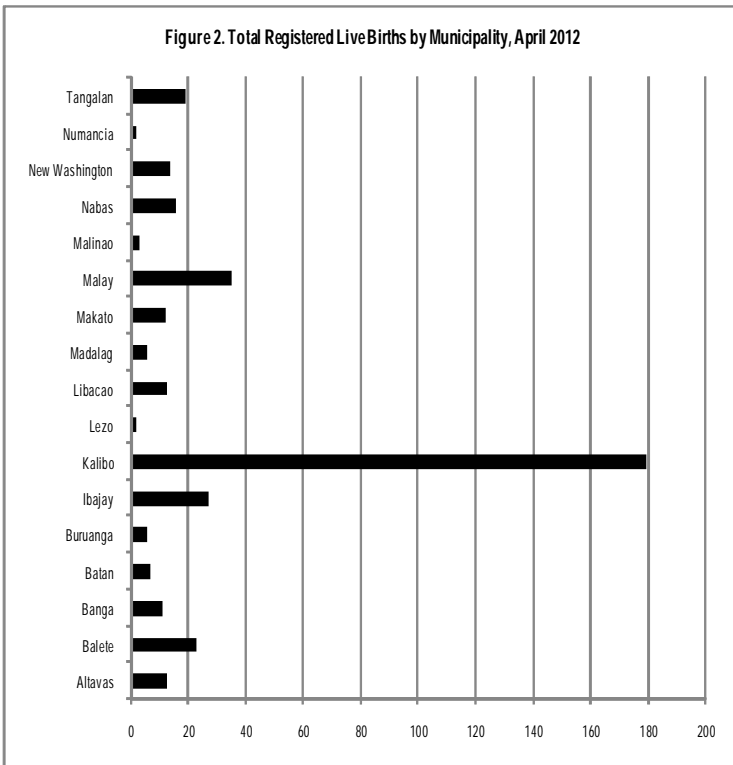


Municipality with highest Registered Live Births

Among the 17 Municipalities in Aklan, Kalibo, being the town capital, obtained the highest registration of birth with 179 or 46.13%. Malay and Ibajay followed with 35 or 9.02% and 27 or 6.96% registered births, respectively.



These two municipalities are the biggest in terms of number of population. On the other hand, Lezo and Numancia had the lowest birth registration this month with only 2 births reported, respectively.



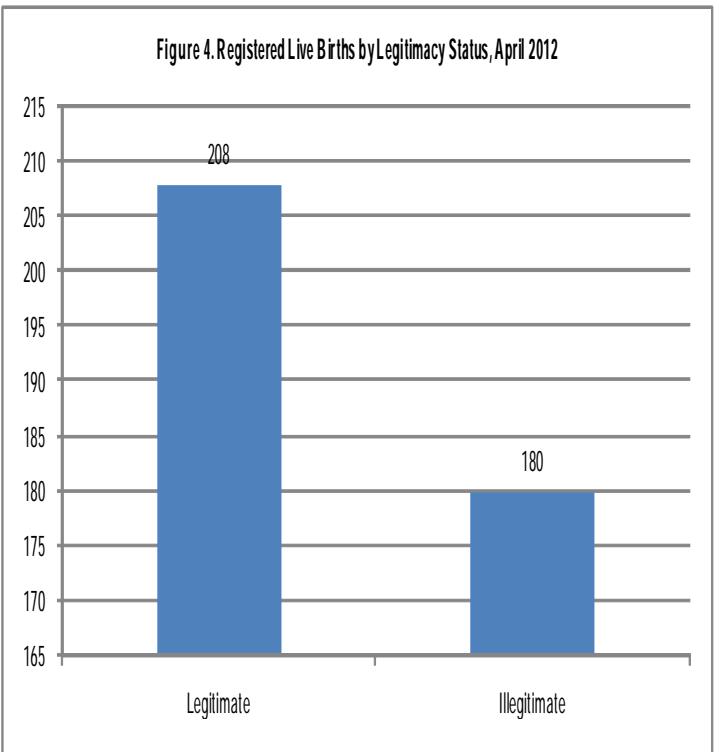
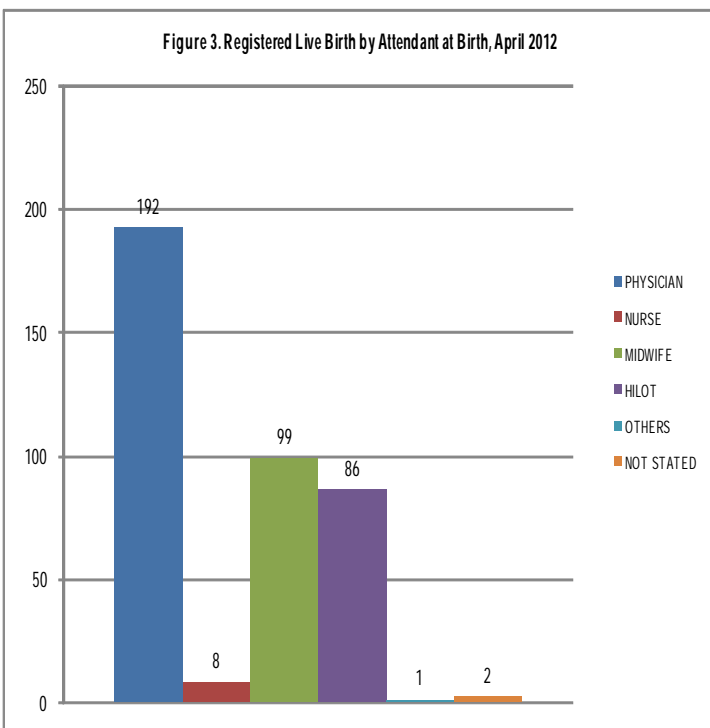
Legitimate Children outnumbered the Illegitimate

Of the 388 registered births for this month, children born legitimate outnumbered those illegitimate. Legitimate children recorded at 208 or 53.61%, while illegitimate at 180 or 46.39%. This means that for every 100 legitimate children there are about 87 are illegitimate born for this month. The Municipality of Nabas has the highest number of illegitimate children with 68.75%, followed by Malinao with 66.67%, and New Washington with 64.29% mark. On the contrary, the municipalities with highest percentage of legitimate children registered are Madalag and Numancia (100%), Buruanga (66.67%), and Altavas (61.54%).

Physician is the most popular attendant at birth

Out of 388 total registered live births in April 2012, the birth attended by physician has the highest frequency of 192, followed by midwife with 99, while by hilot with 86 and by nurse with 8.

Based on the daily average of birth occurrence this month, about six (6) were attended by medical doctor while about three (3) by midwife and hilot, thus showing preference by expectant mothers to medical doctors as attendant at birth.



Age group of mother

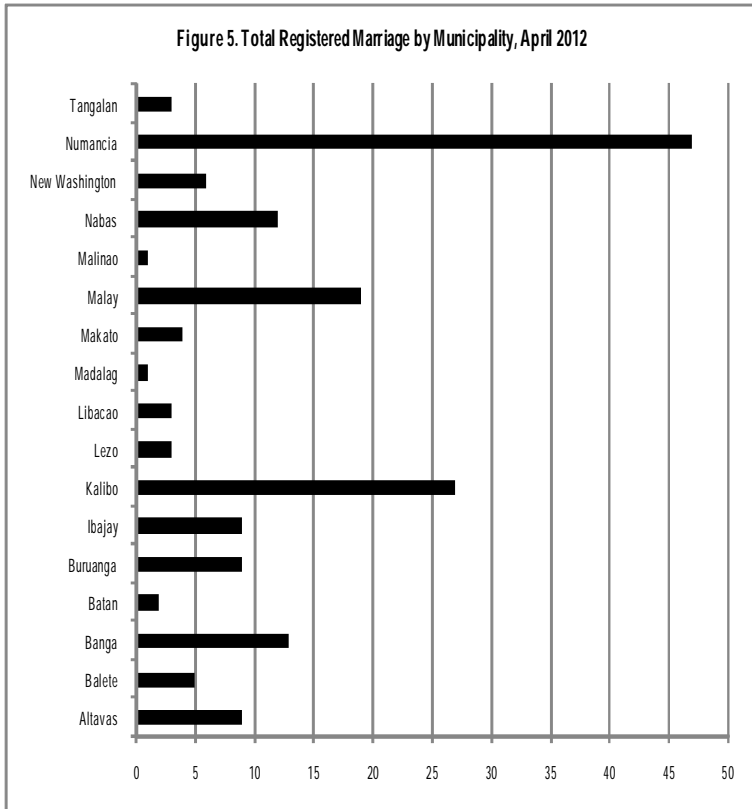
For the month of April 2012, most of mothers in Aklan gave birth at the age of 20-24 years old having the highest frequency of 109 or 28.09%. This shows that three (3) out of ten (10) babies were cared by mothers in this age bracket. While, about 40 or 10.31% live births were born to mothers with age 16-19 years old, which means that one (1) for every ten (10) births was mothered by teen agers.



MARRIAGE

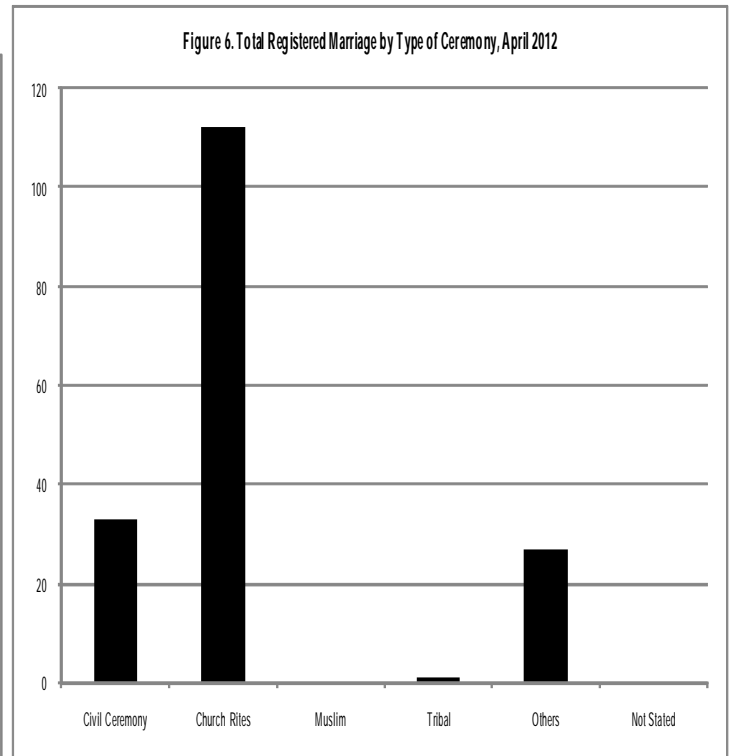
Numancia Dominates Number of Registered Marriage

The total registered marriage for April 2012 reached to 173 or an average of six (6) marriages a day. Of this number, Numancia has the highest registration with 47 or 27.17%, followed by Kalibo with 27 or 15.61%, and Malay with 19 or 10.98%. The least among the municipalities are Madalag and Malinao with only 1 reported marriage, respectively.



Age of Groom and Bride

Table 7 shows that this month, most of grooms and brides preferred to get married at the age of 25-29. Grooms comprised 38.15% (66), while brides 41.62% (72) in this age bracket. However, more brides get married at the age of 20-24 (29.48%) than the groom, while grooms outnumbered brides at the age of 30-34 (23.70%). Conversely, the number of teen brides is fifteen times more than that of the grooms (1 or 0.58%).



Marriage by Type of Ceremony

Most marriages for this month were solemnized under Roman Catholic Church rites with 112 or 64.74%, followed by civil ceremony with 33 or 19.08%, and other religious rites such as Protestants with 27 or 15.61%.



Based on daily average of marriage occurrence, about four (4) marriages a day were conducted by Catholic Church ceremony and one (1) by civil ceremony.

DEATH

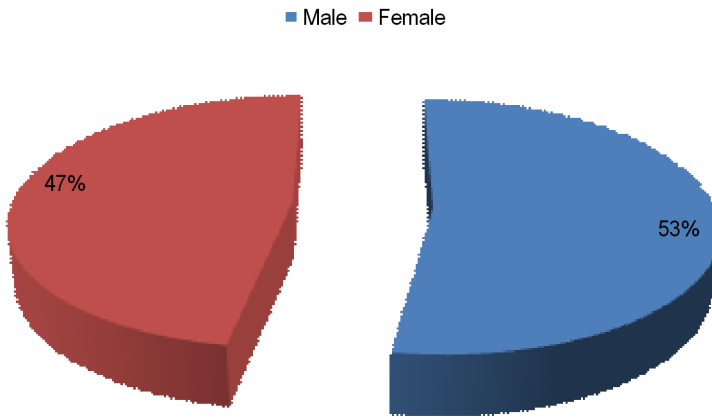
Males died faster than females

For April 2012, the total registered death posted at 228. More than half of the number were males with 120 or 52.63%, while females had 108 or 47.37%.

On the average, there are eight (8) daily deaths recorded for this month with a sex ratio of 111 male deaths for every 100 females.



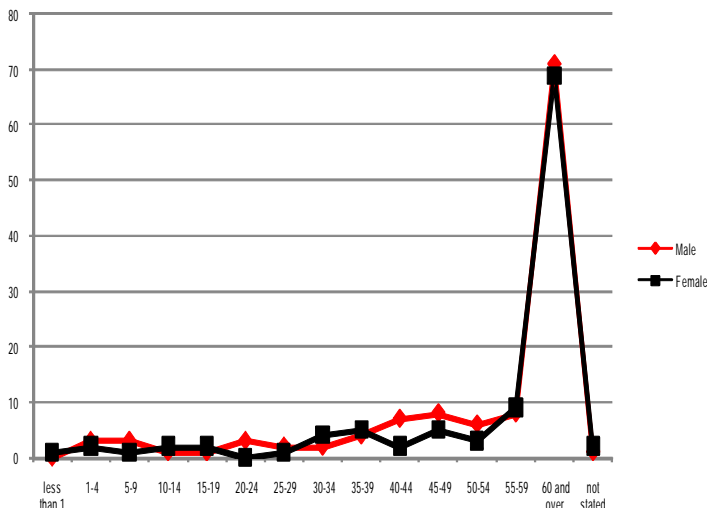
Figure 7. Total Registered Death by Sex, April 2012



Death by Age group

More than half of the registered death in Aklan belonged to age group 60 and over with 140 or 61.40%. This was followed by age 55-59 with 17 or 7.46% and age 45-49 with 13 or 5.70%. Both male and female shared the same age bracket with highest death occurrences. Likewise, the data showed that percentage of death occurrences started to increase at the age of 55 and above.

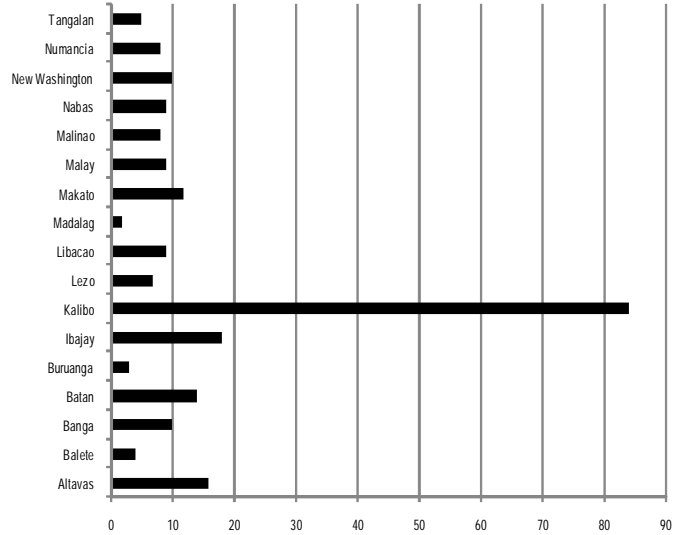
Figure 9. Total Registered Deaths by Sex and Age Group, April 2012



Kalibo has the highest death occurrence

Among the municipalities, Kalibo had the highest reported death incidence with 84 or 36.85%. Out of the total, male deaths shared about 59.52%, while female deaths covered the remaining 40.48%. Ibajay followed with 18 or 7.89% and Altavas with 16 or 7.02%. Madalag had the lowest death registration with 2 or 0.88%.

Figure 8. Total Registered Death by Place of Occurrence, April 2012



Cardiac Arrest is the Leading Cause of Death in Aklan

Cardiac arrest top the list among the 10 leading causes of death in Aklan, followed by pneumonia and pulmonary heart disease. Of the total registered death, 218 or 95.61% were medically attended and 10 or 4.39% were not attended by doctors.

Figure 10. Leading Causes of Death in Aklan, April 2012

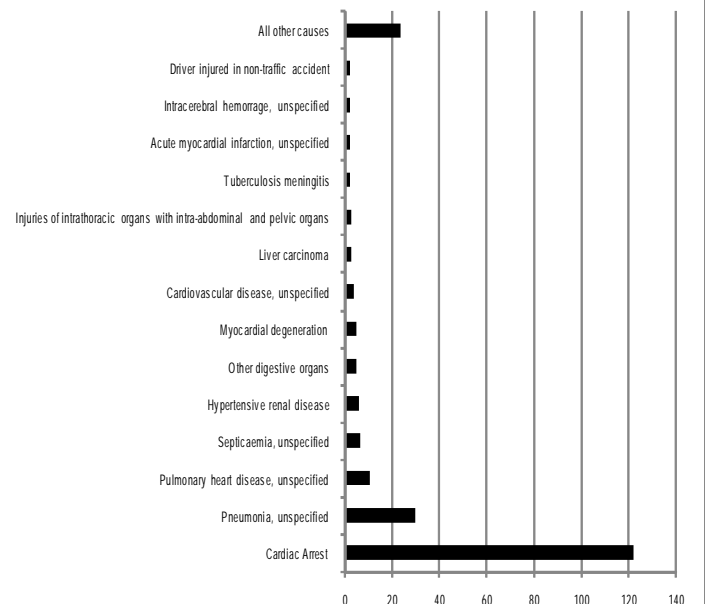


Table 1. Total Registered Live Births, by Sex, by Municipality, April 2012

Municipality	Both sexes	Male	Female
Total	388	211	177
Altavas	13	9	4
Balete	23	13	10
Banga	11	4	7
Batan	7	6	1
Buruanga	6	1	5
Ibajay	27	13	14
Kalibo	179	96	83
Lezo	2	1	1
Libacao	13	8	5
Madalag	6	3	3
Makato	12	8	4
Malay	35	17	18
Malinao	3	1	2
Nabas	16	11	5
New Washington	14	8	6
Numancia	2	1	1
Tangalan	19	11	8

Table 2. Registered Live Birth by Attendant at Birth, April 2012

Attended at Birth	Total	Percentage
Total	388	100.00
Physician	192	49.48
Nurse	8	2.06
Midwife	99	25.52
Hilot	86	22.16
Others	1	0.26
Not Stated	2	0.52

Table 3. Total Registered Live Births by Age Group of Mother, April 2012

Age of Mother	Total	Male	Female
Total	388	211	177
less than 15	0	0	0
15-19	40	16	24
20-24	109	53	56
25-29	89	55	34
30-34	73	41	32
35-39	51	30	21
40-44	25	16	9
45-49	1	0	1
50- and over	0	0	0
not stated/not applicable	0	0	0

Table 4. Registered Live Birth by Legitimacy Status, April 2012

Municipality	Total	Legitimate	Percent Legitimate	Illegitimate	Percent Illegitimate
Total	388	208	53.61	180	46.39
Altavas	13	8	61.54	5	38.46
Balete	23	9	39.13	14	60.87
Banga	11	4	36.36	7	63.64
Batan	7	4	57.14	3	42.86
Buruanga	6	4	66.67	2	33.33
Ibajay	27	16	59.26	11	40.74
Kalibo	179	104	58.10	75	41.90
Lezo	2	1	50.00	1	50.00
Libacao	13	7	53.85	6	46.15
Madalag	6	6	100.00	0	0.00
Makato	12	5	41.67	7	58.33
Malay	35	16	45.71	19	54.29
Malinao	3	1	33.33	2	66.67
Nabas	16	5	32.25	11	68.75
New Washington	14	5	35.71	9	64.29
Numancia	2	2	100.00	0	0.00
Tangalan	19	11	57.89	8	42.11

Table 5. Total Registered Marriage by Place of Occurrence, April 2012

Municipality	Total	Percentage
Total	173	100.00
Altavas	9	5.20
Balete	5	2.89
Banga	13	7.51
Batan	2	1.16
Buruanga	9	5.20
Ibajay	9	5.20
Kalibo	27	15.61
Lezo	3	1.73
Libacao	3	1.73
Madalag	1	0.58
Makato	4	2.31
O.Malay	19	10.98
Malinao	1	0.58
Nabas	12	6.94
New Washington	6	3.47
Numancia	47	27.17
Tangalan	3	1.73

Table 6. Total Registered Marriage by Type of Ceremony, April 2012

Type of Ceremony	Number of Couples	Percentage
Total	173	100.00
Civil Ceremony	33	19.08
Church Rites	112	64.74
Muslim	0	0.00
Tribal	1	0.58
Others	27	15.61
Not Stated	0	0.00

Table 7. Number and Percent Distribution of Brides and Grooms by Age Group, April 2012

	Groom	Percent	Bride	Percent
Total	173	100.00	173	100.00
under20	1	0.58	15	8.67
20-24	36	20.81	51	29.48
25-29	66	38.15	72	41.62
30-34	41	23.70	21	12.14
35-39	18	10.40	7	4.05
40-44	6	3.47	3	1.73
45-49	2	1.16	2	1.16
50 and above	3	1.73	2	1.16
not stated	0	0.00	0	0.00

Table 6. Total Registered Death by Place of Occurrence, April 2012

Place of Death	Both sexes	Male	Female
Total	228	120	108
Altavas	16	7	9
Balete	4	3	1
Banga	10	4	6
Batan	14	6	8
Buruanga	3	2	1
Ibajay	18	10	8
Kalibo	84	50	34
Lezo	7	3	4
Libacao	9	6	3
Madalag	2	2	0
Makato	12	6	6
Malay	9	5	4
Malinao	8	3	5
Nabas	9	6	3
New Washington	10	3	7
Numancia	8	3	5
Tangalan	5	1	4

Table 7. Number and Percent Distribution of Deaths by Sex and by Age Group, April 2012

Age group	Both Sexes		Male		Female	
	Number	Percent	Number	Percent	Number	Percent
Total	228	100.00	120	100.00	108	100.00
less than 1	1	0.44	0	0.00	1	0.93
1-4	5	2.19	3	2.50	2	1.85
5-9	4	1.75	3	2.50	1	0.93
10-14	3	1.32	1	0.83	2	1.85
15-19	3	1.32	1	0.83	2	1.85
20-24	3	1.32	3	2.50	0	0.00
25-29	3	1.32	2	1.67	1	0.93
30-34	6	2.63	2	1.67	4	3.70
35-39	9	3.95	4	3.33	5	4.63
40-44	9	3.95	7	5.83	2	1.85
45-49	13	5.70	8	6.67	5	4.63
50-54	9	3.95	6	5.00	3	2.78
55-59	17	7.46	8	6.67	9	8.33
60 and over	140	61.40	71	59.17	69	63.89
not stated	3	1.32	1	0.83	2	1.85

Table 8. Percent Distribution of Registered Death by Medically Attended or Not, April 2012

Attendant at Death	Number	Percent
Total	228	100.00
Medically Attended	218	95.61
Not Attended	10	4.39

Table 9. Percent Distribution of Ten Leading Causes of Deaths, April 2012

Causes of Death	Code	Number	Percent
Total		228	100.00
Cardiac Arrest	I460, I469, I499	122	53.51
Pneumonia, unspecified	J189	30	13.16
Pulmonary heart disease, unspecified	I279	11	4.82
Septicaemia, unspecified	A419	7	3.07
Hypertensive renal disease	I119 & I129	6	2.63
Other digestive organs	D377	5	2.19
Myocardial degeneration	I515	5	2.19
Cardiovascular disease, unspecified	I516	4	1.75
Liver carcinoma	C220	3	1.32
Injuries of intrathoracic organs with intra-abdominal and pelvic organs	T065	3	1.32
Tuberculosis meningitis	A170	2	0.88
Acute myocardial infarction, unspecified	I219	2	0.88
Intracerebral hemorrhage, unspecified	I619	2	0.88
Driver injured in non-traffic accident	V220	2	0.88
All other causes		24	10.53