








# AKLAN QUICKSTAT

## MAY 2012



A monthly update of NSO's most requested statistics

INDICATOR	REFERENCE PERIOD and DATA		
<b>PRICES</b> (Source: CPI)	<b>May 2012</b>	<b>April 2012</b>	<b>May 2011</b>
<b>Consumer Price Index (2006 = 100)</b>			
All Items 	130.0	129.6	126.0
Food and Non-Alcoholic Beverages	137.4	136.0	133.9
Alcoholic Beverages and Tobacco	128.8	129.0	123.3
Clothing and Footwear	129.0	128.5	123.7
Housing, Water, Electricity, Gas and other fuels	127.0	128.4	120.7
Furnishing, Households Equipment and Routine Maintenance	118.4	118.4	117.5
Health	144.5	144.1	141.0
Transport	123.3	123.7	121.4
Communication	84.7	84.5	85.4
Recreation and Culture	108.7	108.4	106.0
Education	148.4	148.4	137.2
Restaurant and Miscellaneous Goods and Services 	114.4	114.3	111.9
<b>Inflation Rate</b>	<b>3.2</b>	<b>3.0</b>	<b>5.6</b>
<b>Purchasing Power of Peso</b>	<b>0.77</b>	<b>0.77</b>	<b>0.79</b>
<b>CONSTRUCTION</b> (Source: BPCS)	<b>May 2012</b>	<b>April 2012</b>	<b>May 2011</b>
(Floor area in square meters: value in Php)			
<b>Total (number) includes repairs &amp; alterations</b>	61	35	27
Total Floor Area	23,870	4,626	5,445
Value	285,453,694	42,293,747	50,065,012
<b>Residential (number)</b>	39	27	15
Total Floor Area	8,318	3,924	2,825
Value	72,392,373	32,145,149	23,674,978
<b>Non-Residential (number)</b>	22	8	12
Total Floor Area	15,552	702	2,620
Value	213,061,321	10,148,598	26,390,034
<b>LABOR AND EMPLOYMENT (Western Visayas)</b>	<b>April 2012</b>	<b>January 2012</b>	<b>April 2011</b>
<b>Total Labor Force</b> (in thousand)	5,055	-	5,046
Labor Force Participation Rate 	64.7	63.0	64.7
Employment Rate	93.0	93.7	92.4
Unemployment Rate	7.0	6.3	7.6
Underemployment Rate	25.1	21.4	23.4
<b>Commodity Flow by Mode of Transport</b> (Source: DOMSTAT)	<b>May 2012</b>	<b>April 2012</b>	<b>May 2011</b>
<b>AIR</b>			
Quantity (in Metric Tons) 	12	8	27
Value (in Php)	392,400	312,450	1,185,460
<b>WATER</b>			
Quantity (in Metric Tons) 	3,867	3,207	1,239
Value (in Php)	188,976,440	185,650,200	130,587,600
Number of Passengers	2,490	1,533	3,024

INDICATOR	REFERENCE PERIOD and DATA		
<b>AGRICULTURE</b> (Source: 2007 NSO Philippine Yearbook)	<b>2002</b>	<b>1991</b>	<b>1980</b>
<b>Number of farms</b>	42,169	40,889	31,027
Area of farms (in hectares)	45,233	40,878	52,555
Average farm size (in hectares)	1.07	1.00	1.69
<b>AGRICULTURE</b> (Source: Bureau of Agricultural Statistics)	<b>2009</b>	<b>2010</b>	<b>2011</b>
<b>Agricultural Crops</b>			
<b>Palay</b>			
Area (hectares)	44,655	33,273	39,245
Production (metric tons)	140,357	103,625	126,657
<b>Corn</b>			
Area (hectares)	975	637	1,061
Production (metric tons)	1,585	795	2,817
<b>Coconut</b>			
Area (hectares)	28,630	28,630	29,482
Production (metric tons)	106,265	109,062	110,728
<b>Abaca</b>			
Area (hectares)	1,546	1,546	1,528
Production (metric tons)	1,135	1,089	1,515
<b>Banana</b>			
Area (hectares)	6,058	6,060	6,055
Production (metric tons)	51,842	52,170	52,865
<b>Livestock and Poultry (per heads)</b>			
Carabao	23,731	21,634	21,713
Cattle	32,283	28,793	28,288
Goat	16,818	15,214	14,647
Swine	135,365	118,731	114,836
Chicken	1,140,372	1,116,629	1,038,622
Duck	51,119	48,449	51,218
<b>REGISTERED VOTERS</b> (Source: Commission on Elections)	<b>4th Quarter 2011</b>	<b>3rd Quarter 2011</b>	<b>2nd Quarter 2011</b>
Number of Registered Voters	290,046	289,797	291,299
<b>TOURISM</b> (Source: Aklan Provincial Tourism Office)	<b>May 2012</b>	<b>April 2012</b>	<b>May 2011</b>
<b>Tourist Arrivals</b>			
Total	130,452	161,504	98,279
Foreign	30,781	37,731	25,559
Domestic	95,618	120,068	69,343
Overseas Filipinos	4,053	3,705	3,377
<b>Tourism receipts (value in Php)</b>	<b>May 2012</b>		
Total foreign tourism receipts	7,646,085,180.60		
Total local tourism receipts	5,260,569,653.30		
Total tourism receipts	11,328,034,914.00		
<b>RICE INVENTORY</b> (Source: National Food Authority)	<b>May 2012</b>	<b>April 2012</b>	<b>March 2012</b>
Total Rice (in bags of 50 kg)	1,363	1,318	4,019
Total Palay (in bags of 50 kg)	94,915	103,913	103,326
Total Rice Equivalent (in bags of 50 kg)	63,058	68,861	71,181



INDICATOR	REFERENCE PERIOD and DATA		
<b>DEMOGRAPHY</b>	<b>2007</b>	<b>2000</b>	<b>1995</b>
Population	495,122	451,314	410,539
Male	250,451	227,380	206,178
Female	242,768	223,934	204,361
0-14 years	175,055	164,278	158,879
15-64 years	288,461	260,408	228,259
65 years and over	31,273	26,628	23,401
Sex Ratio	103.0	101.5	100.9
Dependency Ratio	71	73.20	79.60
Number of Households	102,811	88,213	79,128
Population Density (persons per square kilometer)	272	248	225
Population Growth Rate	1.29	1.58	2.05
Average Household Size	4.8	5.11	5.18
Literacy Rate		92.35	
<b>GEOGRAPHY</b>	<b>2007</b>	<b>2000</b>	<b>1995</b>
Number of Municipalities	17	17	17
Number of Barangays	327	327	327
<b>TOTAL LAND AREA</b> (Source: DENR) (Area in hectares; as of May 31, 2006)	<b>Total Land Area</b>	<b>Forest Lands</b>	<b>A and D Lands</b>
<b>AKLAN</b>	<b>181,789</b>	<b>74,994</b>	<b>106,795</b>
Altavas	10,905	838	10,067
Balete	13,177	2,203	10,974
Banga	6,420	-	6,420
Batan	7,922	2,452	5,470
Buruanga	6,875	2,025	4,850
Ibajay	16,921	7,401	9,520
Kalibo	4,575	-	4,575
Lezo	2,340	-	2,340
Libacao	31,685	14,368	17,317
Madalag	25,687	19,262	6,425
Makato	6,650	1,950	4,700
Malay	6,636	3,601	3,035
Malinao	17,350	10,500	6,850
Nabas	9,862	5,660	4,202
New Washington	6,250	1,259	4,991
Numancia	2,884	-	2,884
Tangalan	5,650	3,475	2,175



INDICATOR	REFERENCE PERIOD and DATA		
<b>POPULATION DENSITY</b> ( <i>persons per square kilometers</i> )	<b>2007</b>	<b>2010</b>	
<b>AKLAN</b>	<b>272</b>	<b>295</b>	
Altavas	217	219	
Balete	200	206	
Banga	534	593	
Batan	369	383	
Buruanga	229	247	
Ibajay	253	268	
Kalibo	1,523	1,631	
Lezo	559	620	
Libacao	84	88	
Madalag	70	71	
Makato	377	383	
Malay	484	690	
Malinao	138	139	
Nabas	287	315	
New Washington	634	674	
Numancia	956	1,035	
Tangalan	338	359	
<b>VITAL STATISTICS</b> ( <i>Source: DVSS2K</i> ) <sup>P</sup>	<b>April 2012</b>	<b>March 2012</b>	<b>April 2011</b>
Registered births	388	383	765
Registered marriages	173	118	249
Registered deaths	228	229	335
<b>INCOME AND EXPENDITURES</b> ( <i>Source: FIES</i> ) (In Thousand pesos and in current prices) Western Visayas	<b>2009</b>	<b>2006</b>	<b>2003</b>
Annual Average Family Income	159	130	111
Annual Average Family Expenditure	143	116	98
Annual Average Family Savings	16	14	14



<sup>P</sup> - Preliminary tabulation

Compiled by the **STATISTICAL STAFF**  
**NATIONAL STATISTICS OFFICE**, Aklan Provincial Office  
Myrna Torres Bldg, N. Roldan Street, Kalibo, Aklan  
Tel. No. (036) 268-9217/262-3804  
E-mail address: nso\_aklan@yahoo.com