







AKLAN QUICKSTAT

MARCH 2014



A monthly update of NSO's most requested statistics

INDICATOR	REFERENCE PERIOD and DATA		
PRICES (Source: CPI)	March 2014	February 2014	March 2013
Consumer Price Index (2006 = 100)			
All Items 	140.8	142.6	136.0
Food and Non-Alcoholic Beverages	151.9	154.0	144.5
Alcoholic Beverages and Tobacco	165.8	163.4	163.3
Clothing and Footwear	133.2	133.3	131.6
Housing, Water, Electricity, Gas and other fuels	138.8	144.2	134.0
Furnishing, Households Equipment and Routine Maintenance	125.9	125.4	122.5
Health	150.1	148.6	147.0
Transport	122.0	121.6	121.6
Communication	84.9	84.9	84.8
Recreation and Culture	107.1	107.2	106.8
Education	149.4	149.4	149.4
Restaurant and Miscellaneous Goods and Services	118.5	118.5	116.9
Inflation Rate 	3.5	5.1	6.0
Purchasing Power of Peso	0.71	0.70	0.74
CONSTRUCTION (Source: BPCS) (Floor area in square meters: value in Php)	March 2014	February 2014	March 2013
Total (number) includes repairs & alterations	76	38	40
Total Floor Area	162,996	9,738	5,219
Value 	1,883,341,000	119,484,000	62,105,000
Residential (number)	41	22	29
Total Floor Area	8,873	3,513	2,634
Value	91,024,260	34,912,612	87,586,951
Non-Residential (number)	35	16	11
Total Floor Area	154,123	6,225	2,585
Value	1,792,316,740	84,571,388	27,481,951
LABOR AND EMPLOYMENT (Western Visayas)	July 2012	April 2013	July 2013
Total Labor Force (in thousand)	5,074	5,134	5,182
Labor Force Participation Rate	63.7	62.2	61.8
Employment Rate	93.6	92.0	92.5
Unemployment Rate	6.4	8.0	7.5
Underemployment Rate 	22.3	24.0	22.5
Commodity Flow by Mode of Transport (Source: DOMSTAT)	March 2014	February 2014	March 2013
AIR			
Quantity (in Metric Tons) 	16	36.40	9.6
Value (in Php)	231,000.00	393,000.00	317,300.00
WATER			
Quantity (in Metric Tons) 	792	2,122	25,161
Value (in Php)	7,816,000.00	21,299,559.00	50,597,000
Number of Passengers	no transaction*	no transaction*	no transaction*

INDICATOR	REFERENCE PERIOD and DATA		
AGRICULTURE (Source: 2007 NSO Philippine Yearbook)	2002	1991	1980
Number of farms	42,169	40,889	31,027
Area of farms (in hectares)	45,233	40,878	52,555
Average farm size (in hectares)	1.07	1.00	1.69
GENDER STATISTICS (Source: 2010 CPH)	Total	Male	Female
Household Population by Sex and by Municipality			
AKLAN	533,573	270,798	262,775
Altavas	23,918	12,064	11,854
Balete	27,175	13,905	13,270
Banga	37,967	19,096	18,871
Batan	30,309	15,394	14,915
Buruanga	16,961	8,693	8,268
Ibajay	45,251	23,268	21,983
Kalibo	74,292	36,777	37,515
Lezo	14,514	7,315	7,199
Libacao	28,000	14,250	13,750
Madalag	18,166	9,352	8,814
Makato	25,426	12,942	12,484
Malay	44,331	22,688	21,643
Malinao	24,086	12,355	11,731
Nabas	31,051	15,990	15,061
New Washington	42,018	21,264	20,754
Numancia	29,849	15,040	14,809
Tangalan	20,259	10,405	9,854
Population by Marital Status and by Sex			
Total	533,573	270,798	262,775
Single	303,313	163,568	139,745
Married	182,553	90,658	91,895
Widowed	22,426	4,533	17,893
Divorced/Separated	3,430	1,404	2,026
Common-law/Live in	21,236	10,351	10,885
Unknown	615	284	331
Overseas Worker by Sex			
Total	422,119	213,052	209,067
Overseas Worker	8,577	5,405	3,172
Not Overseas Worker	413,519	207,633	205,886
Not Reported	23	14	9
Population with Disability and by Sex			
Total	533,573	270,798	262,775
With Disability	11,821	5,936	5,885
Without Disability	521,752	264,862	256,890
Birth Registration by Sex			
Total	533,573	270,798	262,775
Registered	510,765	259,375	251,390
Not Registered	19,190	9,739	9,451
Don't Know	3,618	1,684	1,934

INDICATOR	REFERENCE PERIOD and DATA								
CRIME STATISTICS <i>(Source: Aklan Provincial Police Office)</i>	2012			2011			2010		
Types of Crime	Reported	Cleared	Solved	Reported	Cleared	Solved	Reported	Cleared	Solved
Murder	27	19	15	24	17	15	31	17	12
Homicide	21	15	15	26	20	18	18	10	6
Physical Injury	259	87	76	191	72	60	463	133	117
Rape	13	8	3	15	11	8	34	24	12
Robbery	122	15	14	128	14	12	192	15	14
Theft	250	42	40	331	29	27	667	34	34
Carnapping	34	7	4	30	3	2	85	5	4
Cattle Rustling	28	15	14	3	1	1	1	0	0
TOTAL I.C. (Index Crime)	754	208	181	748	167	143	1491	238	199
TOTAL Non-I.C.	237	176	168	222	184	174	535	96	90
CRIME VOLUME	991	384	349	970	351	317	2026	334	289
CCE% (Crime Clearance Efficiency)	38.7			36.19			0.16		
CSE % (Crime Solution Efficiency)	35.2			32.7			0.14		
AMCR (Average Monthly Crime Rate)	16			16			34		
DEMOGRAPHY	2010			2007			2000		
Total Population	535,725			495,122			451,314		
Household Population	533,573			493,219			450,353		
Male	270,798			251,899			227,380		
Female	262,775			243,223			223,934		
0-14 years	169,128			173,485			164,130		
15-64 years	330,455			288,461			259,711		
65 years and over	33,990			31,273			26,512		
Sex Ratio	103.0			104.0			101.5		
Dependency Ratio	61			71			73.2		
Number of Households	116,123			102,811			88,213		
Population Density (persons per square kilometer)	295			272			248		
Population Growth Rate	1.73			1.29			-		
Average Household Size	4.6			4.8			5.11		
Median age	23.0			22.0			21.0		
GEOGRAPHY	2007			2000			1995		
Number of Municipalities	17			17			17		
Number of Barangays	327			327			327		



INDICATOR	REFERENCE PERIOD and DATA		
TOTAL LAND AREA (Source: DENR) (Area in hectares; as of May 31, 2006)	Total Land Area	Forest Lands	A and D Lands
AKLAN	181,789	74,994	106,795
Altavas	10,905	838	10,067
Balete	13,177	2,203	10,974
Banga	6,420	-	6,420
Batan	7,922	2,452	5,470
Buruanga	6,875	2,025	4,850
Ibajay	16,921	7,401	9,520
Kalibo	4,575	-	4,575
Lezo	2,340	-	2,340
Libacao	31,685	14,368	17,317
Madalag	25,687	19,262	6,425
Makato	6,650	1,950	4,700
Malay	6,636	3,601	3,035
Malinao	17,350	10,500	6,850
Nabas	9,862	5,660	4,202
New Washington	6,250	1,259	4,991
Numancia	2,884	-	2,884
Tangalan	5,650	3,475	2,175
POPULATION DENSITY (persons per square kilometers)	2007	2010	
AKLAN	272	295	
Altavas	217	219	
Balete	200	206	
Banga	534	593	
Batan	369	383	
Buruanga	229	247	
Ibajay	253	268	
Kalibo	1,523	1,631	
Lezo	559	620	
Libacao	84	88	
Madalag	70	71	
Makato	377	383	
Malay	484	690	
Malinao	138	139	
Nabas	287	315	
New Washington	634	674	
Numancia	956	1,035	
Tangalan	338	359	



INDICATOR	REFERENCE PERIOD and DATA		
	2004	2003	2002
VITAL STATISTICS (Source: Vital Statistics Report)			
Births (based on civil registration; not adjusted for underregistration)	9,184	8,303	8,255
Male	4,740	4,304	4,314
Female	4,444	3,999	3,941
Marriages (based on civil registration; not adjusted for underregistration)	3,264	3,004	2,783
Deaths (based on civil registration; not adjusted for underregistration)	2,681	2,835	3,040
Male	1,585 #	1,622	1,741
Female	1,096	1,213	1,299
	2010-2015	2005-2010	2000-2005
Crude birth ^a (per thousand population)	26.88	28.18	28.75
Crude death ^a (per thousand population)	7.20	7.99	9.13
Crude rate of natural increase ^a (per thousand population)	19.08	20.19	19.62
Total fertility rate ^a (number of children per woman)	3.48	3.74	4.01
Life expectancy at birth ^a (in years; medium assumption)			
Male	66.00	64.00	61.70
Female	72.10	70.60	68.60
INCOME AND EXPENDITURES (Source: FIES) (In Thousand pesos and in current prices) Western Visayas	2009	2006	2003
Annual Average Family Income	159	130	111
Annual Average Family Expenditure	143	116	98
Annual Average Family Savings	16	14	14



^a - 2000 Census-Based National, Regional and Provincial Projections

* - No outbound passengers and cargo transactions in Dumaguait Port

Compiled by the **STATISTICAL STAFF**
NATIONAL STATISTICS OFFICE, Aklan Provincial Office
 Myrna Torres Bldg, N. Roldan Street, Kalibo, Aklan
 Tel. No. (036) 268-9217/262-3804
 E-mail address: nso_aklan@yahoo.com