








AKLAN QUICKSTAT

JANUARY 2013



A monthly update of NSO's most requested statistics

INDICATOR	REFERENCE PERIOD and DATA		
PRICES (Source: CPI)	January 2013	December 2012	January 2012
Consumer Price Index (2006 = 100)			
All Items 	135.4	133.0	128.1
Food and Non -Alcoholic Beverages	144.9	141.8	134.8
Alcoholic Beverages and Tobacco	151.8	127.5	123.7
Clothing and Footwear	131.7	131.5	126.7
Housing, Water, Electricity, Gas and other fuels	132.4	131.1	126.3
Furnishing, Households Equipment and Routine Maintenance	121.9	121.9	117.6
Health	145.1	145.1	142.5
Transport	121.4	121.5	121.8
Communication	84.8	84.8	84.3
Recreation and Culture	107.4	108.8	108.0
Education	149.4	149.4	148.4
Restaurant and Miscellaneous Goods and Services 	116.6	116.6	113.5
Inflation Rate	5.7	4.1	4.3
Purchasing Power of Peso	0.74	0.75	0.78
CONSTRUCTION (Source: BPCS)	January 2013	December 2012	January 2012
(Floor area in square meters: value in Php)			
Total (number) includes repairs & alterations	33	28	38
Total Floor Area	14,442	6,499	3,709
Value 	163,597,000	133,475,000	32,869,041
Residential (number)	22	20	34
Total Floor Area	4523	3,687	3,171
Value	44718000	33,865,000	26,884,839
Non-Residential (number)	5	8	4
Total Floor Area	5,653	2,812	538
Value	56,689,000	99,610,000	5,984,202
LABOR AND EMPLOYMENT (Western Visayas)	July 2012	April 2012	July 2011
Total Labor Force (in thousand)	5,074	5,055	5,040
Labor Force Participation Rate 	63.7	64.7	65.0
Employment Rate	93.6	93.0	94.0
Unemployment Rate	6.4	7.0	6.0
Underemployment Rate	22.3	25.1	24.4
Commodity Flow by Mode of Transport (Source: DOMSTAT)	January 2013	December 2012	January 2012
AIR			
Quantity (in Metric Tons) 	12	13.5	29
Value (in Php)	425,100	450,500	478,200
WATER			
Quantity (in Metric Tons) 	194	999	1,337
Value (in Php)	880,400	3,546,000	140,523,920
Number of Passengers	no transaction*	no transaction*	1,270

INDICATOR	REFERENCE PERIOD and DATA		
AGRICULTURE (Source: 2007 NSO Philippine Yearbook)	2002	1991	1980
Number of farms	42,169	40,889	31,027
Area of farms (in hectares)	45,233	40,878	52,555
Average farm size (in hectares)	1.07	1.00	1.69
AGRICULTURE (Source: Bureau of Agricultural Statistics)	2009	2010	2011
Agricultural Crops			
Palay			
Area (hectares)	44,655	33,273	39,245
Production (metric tons)	140,357	103,625	126,657
Corn			
Area (hectares)	975	637	1,061
Production (metric tons)	1,585	795	2,817
Coconut			
Area (hectares)	28,630	28,630	29,482
Production (metric tons)	106,265	109,062	110,728
Abaca			
Area (hectares)	1,546	1,546	1,528
Production (metric tons)	1,135	1,089	1,515
Banana			
Area (hectares)	6,058	6,060	6,055
Production (metric tons)	51,842	52,170	52,865
Livestock and Poultry (per heads)			
Carabao	23,731	21,634	21,713
Cattle	32,283	28,793	28,288
Goat	16,818	15,214	14,647
Swine	135,365	118,731	114,836
Chicken	1,140,372	1,116,629	1,038,622
Duck	51,119	48,449	51,218
REGISTERED VOTERS (Source: Commission on Elections)	4th Quarter 2011	3rd Quarter 2011	2nd Quarter 2011
Number of Registered Voters	290,046	289,797	291,299
TOURISM (Source: Aklan Provincial Tourism Office)	January 2013	December 2012	January 2012
Tourist Arrivals			
Total	112,881	96,733	110,518
Foreign	56,522	41,166	58,234
Domestic	49,598	50,295	45,733
Overseas Filipinos	6,761	5,272	6,551
Tourism receipts (value in Php)	January 2013		
Total foreign tourism receipts	1,954,406,411.60		
Total local tourism receipts	750,425,720.90		
Total tourism receipts	2,075,136,575.40		
RICE INVENTORY (Source: National Food Authority)	August 2012	July 2012	June 2012
Total Rice (in bags of 50 kg)	8,638	7,025	4,630
Total Palay (in bags of 50 kg)	23,956	43,876	66,324
Total Rice Equivalent (in bags of 50 kg)	24,175	35,544	47,741



INDICATOR	REFERENCE PERIOD and DATA		
DEMOGRAPHY	2010	2007	2000
Total Population	535,725	495,122	451,314
Household Population	533,573	493,219	450,353
Male	270,798	251,899	227,380
Female	262,775	243,223	223,934
0-14 years	169,128	173,485	164,130
15-64 years	330,455	288,461	259,711
65 years and over	33,990	31,273	26,512
Sex Ratio	103.0	104.0	101.5
Dependency Ratio	61	71	73.2
Number of Households	116,123	102,811	88,213
Population Density (persons per square kilometer)	295	272	248
Average Household Size	4.6	4.8	5.11
Median age	23.0	22.0	21.0
GEOGRAPHY	2007	2000	1995
Number of Municipalities	17	17	17
Number of Barangays	327	327	327
TOTAL LAND AREA (Source: DENR) (Area in hectares; as of May 31, 2006)	Total Land Area	Forest Lands	A and D Lands
AKLAN	181,789	74,994	106,795
Altavas	10,905	838	10,067
Balete	13,177	2,203	10,974
Banga	6,420	-	6,420
Batan	7,922	2,452	5,470
Buruanga	6,875	2,025	4,850
Ibajay	16,921	7,401	9,520
Kalibo	4,575	-	4,575
Lezo	2,340	-	2,340
Libacao	31,685	14,368	17,317
Madalag	25,687	19,262	6,425
Makato	6,650	1,950	4,700
Malay	6,636	3,601	3,035
Malinao	17,350	10,500	6,850
Nabas	9,862	5,660	4,202
New Washington	6,250	1,259	4,991
Numancia	2,884	-	2,884
Tangalan	5,650	3,475	2,175



INDICATOR	REFERENCE PERIOD and DATA		
POPULATION DENSITY (<i>persons per square kilometers</i>)	2007	2010	
AKLAN	272	295	
Altavas	217	219	
Balete	200	206	
Banga	534	593	
Batan	369	383	
Buruanga	229	247	
Ibajay	253	268	
Kalibo	1,523	1,631	
Lezo	559	620	
Libacao	84	88	
Madalag	70	71	
Makato	377	383	
Malay	484	690	
Malinao	138	139	
Nabas	287	315	
New Washington	634	674	
Numancia	956	1,035	
Tangalan	338	359	
VITAL STATISTICS (<i>Source: Vital Statistics Reprt</i>)	2004	2003	2002
Births (<i>based on civil registration; not adjusted for underregistration</i>)	9,184	8,303	8,255
Male	4,740	4,304	4,314
Female	4,444	3,999	3,941
Marriages (<i>based on civil registration; not adjusted for underregistration</i>)	3,264	3,004	2,783
Deaths (<i>based on civil registration; not adjusted for underregistration</i>)	2,681	2,835	3,040
Male	1,585	1,622	1,741
Female	1,096	1,213	1,299
	2010-2015	2005-2010	2000-2005
Crude birth ^a (<i>per thousand population</i>)	26.88	28.18	28.75
Crude death ^a (<i>per thousand population</i>)	7.20	7.99	9.13
Crude rate of natural increase ^a (<i>per thousand population</i>)	19.08	20.19	19.62
Total fertility rate ^a (<i>number of children per woman</i>)	3.48	3.74	4.01
Life expectancy at birth ^a (<i>in years; medium assumption</i>)			
Male	66.00	64.00	61.70
Female	72.10	70.60	68.60



INDICATOR	REFERENCE PERIOD and DATA		
INCOME AND EXPENDITURES (Source: FIES) (In Thousand pesos and in current prices) Western Visayas	2009	2006	2003
Annual Average Family Income	159	130	111
Annual Average Family Expenditure	143	116	98
Annual Average Family Savings	16	14	14



^a - 2000 Census-Based National, Regional and Provincial Projections

* - No outbound passengers and cargo transactions in Dumaguít Port

Compiled by the **STATISTICAL STAFF**
NATIONAL STATISTICS OFFICE, Aklan Provincial Office
Myrna Torres Bldg, N. Roldan Street, Kalibo, Aklan
Tel. No. (036) 268-9217/262-3804
E-mail address: nso_aklan@yahoo.com