









AKLAN QUICKSTAT

DECEMBER 2013



A monthly update of NSO's most requested statistics

| INDICATOR | REFERENCE PERIOD and DATA | | |
|---|---------------------------|----------------------|----------------------|
| PRICES (Source: CPI) | December 2013 | November 2013 | December 2012 |
| Consumer Price Index (2006 = 100) | | | |
| All Items  | 141.6 | 138.0 | 133.0 |
| Food and Non-Alcoholic Beverages | 155.1 | 147.7 | 141.8 |
| Alcoholic Beverages and Tobacco | 160.7 | 160.7 | 127.5 |
| Clothing and Footwear | 133.1 | 132.8 | 131.5 |
| Housing, Water, Electricity, Gas and other fuels | 137.5 | 136.0 | 131.1 |
| Furnishing, Households Equipment and Routine Maintenance | 124.5 | 124.4 | 121.9 |
| Health | 148.5 | 148.5 | 145.1 |
| Transport | 121.4 | 121.6 | 121.5 |
| Communication | 84.9 | 84.8 | 84.8 |
| Recreation and Culture | 107.4 | 107.5 | 108.8 |
| Education | 149.4 | 149.4 | 149.4 |
| Restaurant and Miscellaneous Goods and Services | 118.2 | 117.6 | 116.6 |
| Inflation Rate  | 6.5 | 3.7 | 4.0 |
| Purchasing Power of Peso | 0.71 | 0.72 | 0.75 |
| CONSTRUCTION (Source: BPCS) (Floor area in square meters: value in Php) | December 2013 | November 2013 | December 2012 |
| Total (number) includes repairs & alterations | 24 | 19 | 28 |
| Total Floor Area | 4,689 | 5,723 | 6,499 |
| Value  | 44,457,000 | 86,682,000 | 79,114,000 |
| Residential (number) | 19 | 10 | 20 |
| Total Floor Area | 2,641 | 1,679 | 3,687 |
| Value | 33,724,234 | 21,902,713 | 31,855,000 |
| Non-Residential (number) | 5 | 9 | 8 |
| Total Floor Area | 2,048 | 4,044 | 2,812 |
| Value | 10,732,766 | 64,779,287 | 47,259,000 |
| LABOR AND EMPLOYMENT (Western Visayas) | July 2012 | April 2013 | July 2013 |
| Total Labor Force (in thousand) | 5,074 | 5,134 | 5,182 |
| Labor Force Participation Rate | 63.7 | 62.2 | 61.8 |
| Employment Rate | 93.6 | 92.0 | 92.5 |
| Unemployment Rate | 6.4 | 8.0 | 7.5 |
| Underemployment Rate  | 22.3 | 24.0 | 22.5 |
| Commodity Flow by Mode of Transport (Source: DOMSTAT) | December 2013 | November 2013 | December 2012 |
| AIR | | | |
| Quantity (in Metric Tons)  | 49.6 | 48.00 | 13.5 |
| Value (in Php) | 430,550.00 | 388,521.00 | 450,500.00 |
| WATER | | | |
| Quantity (in Metric Tons)  | 142.6 | 136 | 999 |
| Value (in Php) | 212,600.00 | 934,102.00 | 354,600 |
| Number of Passengers | no transaction* | no transaction* | no transaction* |

| INDICATOR | REFERENCE PERIOD and DATA | | |
|--|---------------------------|-------------------------|-------------------------|
| AGRICULTURE (Source: 2007 NSO Philippine Yearbook) | 2002 | 1991 | 1980 |
| Number of farms | 42,169 | 40,889 | 31,027 |
| Area of farms (in hectares) | 45,233 | 40,878 | 52,555 |
| Average farm size (in hectares) | 1.07 | 1.00 | 1.69 |
| AGRICULTURE (Source: Bureau of Agricultural Statistics) | 2009 | 2010 | 2011 |
| Agricultural Crops | | | |
| Palay | | | |
| Area (hectares) | 44,655 | 33,273 | 39,245 |
| Production (metric tons) | 140,357 | 103,625 | 126,657 |
| Corn | | | |
| Area (hectares) | 975 | 637 | 1,061 |
| Production (metric tons) | 1,585 | 795 | 2,817 |
| Coconut | | | |
| Area (hectares) | 28,630 | 28,630 | 29,482 |
| Production (metric tons) | 106,265 | 109,062 | 110,728 |
| Abaca | | | |
| Area (hectares) | 1,546 | 1,546 | 1,528 |
| Production (metric tons) | 1,135 | 1,089 | 1,515 |
| Banana | | | |
| Area (hectares) | 6,058 | 6,060 | 6,055 |
| Production (metric tons) | 51,842 | 52,170 | 52,865 |
| Livestock and Poultry (per heads) | | | |
| Carabao | 23,731 | 21,634 | 21,713 |
| Cattle | 32,283 | 28,793 | 28,288 |
| Goat | 16,818 | 15,214 | 14,647 |
| Swine | 135,365 | 118,731 | 114,836 |
| Chicken | 1,140,372 | 1,116,629 | 1,038,622 |
| Duck | 51,119 | 48,449 | 51,218 |
| REGISTERED VOTERS (Source: Commission on Elections) | 4th Quarter 2011 | 3rd Quarter 2011 | 2nd Quarter 2011 |
| Number of Registered Voters | 290,046 | 289,797 | 291,299 |
| TOURISM (Source: Aklan Provincial Tourism Office) | September 2013 | August 2013 | September 2012 |
| Tourist Arrivals | | | |
| Total | 86,404 | 106,022 | 70,527 |
| Foreign | 46,475 | 63,995 | 30,909 |
| Domestic | 38,415 | 39,644 | 38,132 |
| Overseas Filipinos | 1,514 | 2,383 | 1,486 |
| Tourism receipts (value in Php) | September 2013 | | |
| Total foreign tourism receipts | 16,252,222,978.20 | | |
| Total local tourism receipts | 8,039,271,242.10 | | |
| Total tourism receipts | 19,739,911,086.00 | | |



| INDICATOR | REFERENCE PERIOD and DATA | | | | | | | | |
|--|---------------------------|---------|--------|-------------|---------|--------|-------------|---------|--------|
| CRIME STATISTICS <i>(Source: Aklan Provincial Police Office)</i> | 2012 | | | 2011 | | | 2010 | | |
| Types of Crime | Reported | Cleared | Solved | Reported | Cleared | Solved | Reported | Cleared | Solved |
| Murder | 27 | 19 | 15 | 24 | 17 | 15 | 31 | 17 | 12 |
| Homicide | 21 | 15 | 15 | 26 | 20 | 18 | 18 | 10 | 6 |
| Physical Injury | 259 | 87 | 76 | 191 | 72 | 60 | 463 | 133 | 117 |
| Rape | 13 | 8 | 3 | 15 | 11 | 8 | 34 | 24 | 12 |
| Robbery | 122 | 15 | 14 | 128 | 14 | 12 | 192 | 15 | 14 |
| Theft | 250 | 42 | 40 | 331 | 29 | 27 | 667 | 34 | 34 |
| Carnapping | 34 | 7 | 4 | 30 | 3 | 2 | 85 | 5 | 4 |
| Cattle Rustling | 28 | 15 | 14 | 3 | 1 | 1 | 1 | 0 | 0 |
| TOTAL I.C. (Index Crime) | 754 | 208 | 181 | 748 | 167 | 143 | 1491 | 238 | 199 |
| TOTAL Non-I.C. | 237 | 176 | 168 | 222 | 184 | 174 | 535 | 96 | 90 |
| CRIME VOLUME | 991 | 384 | 349 | 970 | 351 | 317 | 2026 | 334 | 289 |
| CCE% (Crime Clearance Efficiency) | 38.7 | | | 36.19 | | | 0.16 | | |
| CSE % (Crime Solution Efficiency) | 35.2 | | | 32.7 | | | 0.14 | | |
| AMCR (Average Monthly Crime Rate) | 16 | | | 16 | | | 34 | | |
| DEMOGRAPHY | 2010 | | | 2007 | | | 2000 | | |
| Total Population | 535,725 | | | 495,122 | | | 451,314 | | |
| Household Population | 533,573 | | | 493,219 | | | 450,353 | | |
| Male | 270,798 | | | 251,899 | | | 227,380 | | |
| Female | 262,775 | | | 243,223 | | | 223,934 | | |
| 0-14 years | 169,128 | | | 173,485 | | | 164,130 | | |
| 15-64 years | 330,455 | | | 288,461 | | | 259,711 | | |
| 65 years and over | 33,990 | | | 31,273 | | | 26,512 | | |
| Sex Ratio | 103.0 | | | 104.0 | | | 101.5 | | |
| Dependency Ratio | 61 | | | 71 | | | 73.2 | | |
| Number of Households | 116,123 | | | 102,811 | | | 88,213 | | |
| Population Density (persons per square kilometer) | 295 | | | 272 | | | 248 | | |
| Population Growth Rate | 1.73 | | | 1.29 | | | - | | |
| Average Household Size | 4.6 | | | 4.8 | | | 5.11 | | |
| Median age | 23.0 | | | 22.0 | | | 21.0 | | |
| GEOGRAPHY | 2007 | | | 2000 | | | 1995 | | |
| Number of Municipalities | 17 | | | 17 | | | 17 | | |
| Number of Barangays | 327 | | | 327 | | | 327 | | |



| INDICATOR | REFERENCE PERIOD and DATA | | |
|---|---------------------------|---------------------|----------------------|
| TOTAL LAND AREA (Source: DENR) (Area in hectares; as of May 31, 2006) | Total Land Area | Forest Lands | A and D Lands |
| AKLAN | 181,789 | 74,994 | 106,795 |
| Altavas | 10,905 | 838 | 10,067 |
| Balete | 13,177 | 2,203 | 10,974 |
| Banga | 6,420 | - | 6,420 |
| Batan | 7,922 | 2,452 | 5,470 |
| Buruanga | 6,875 | 2,025 | 4,850 |
| Ibajay | 16,921 | 7,401 | 9,520 |
| Kalibo | 4,575 | - | 4,575 |
| Lezo | 2,340 | - | 2,340 |
| Libacao | 31,685 | 14,368 | 17,317 |
| Madalag | 25,687 | 19,262 | 6,425 |
| Makato | 6,650 | 1,950 | 4,700 |
| Malay | 6,636 | 3,601 | 3,035 |
| Malinao | 17,350 | 10,500 | 6,850 |
| Nabas | 9,862 | 5,660 | 4,202 |
| New Washington | 6,250 | 1,259 | 4,991 |
| Numancia | 2,884 | - | 2,884 |
| Tangalan | 5,650 | 3,475 | 2,175 |
| POPULATION DENSITY (persons per square kilometers) | 2007 | 2010 | |
| AKLAN | 272 | 295 | |
| Altavas | 217 | 219 | |
| Balete | 200 | 206 | |
| Banga | 534 | 593 | |
| Batan | 369 | 383 | |
| Buruanga | 229 | 247 | |
| Ibajay | 253 | 268 | |
| Kalibo | 1,523 | 1,631 | |
| Lezo | 559 | 620 | |
| Libacao | 84 | 88 | |
| Madalag | 70 | 71 | |
| Makato | 377 | 383 | |
| Malay | 484 | 690 | |
| Malinao | 138 | 139 | |
| Nabas | 287 | 315 | |
| New Washington | 634 | 674 | |
| Numancia | 956 | 1,035 | |
| Tangalan | 338 | 359 | |



| INDICATOR | REFERENCE PERIOD and DATA | | |
|--|---------------------------|------------------|------------------|
| | 2004 | 2003 | 2002 |
| VITAL STATISTICS (Source: Vital Statistics Report) | | | |
| Births (based on civil registration; not adjusted for underregistration) | 9,184 | 8,303 | 8,255 |
| Male | 4,740 | 4,304 | 4,314 |
| Female | 4,444 | 3,999 | 3,941 |
| Marriages (based on civil registration; not adjusted for underregistration) | 3,264 | 3,004 | 2,783 |
| Deaths (based on civil registration; not adjusted for underregistration) | 2,681 | 2,835 | 3,040 |
| Male | 1,585 # | 1,622 | 1,741 |
| Female | 1,096 | 1,213 | 1,299 |
| | 2010-2015 | 2005-2010 | 2000-2005 |
| Crude birth ^a (per thousand population) | 26.88 | 28.18 | 28.75 |
| Crude death ^a (per thousand population) | 7.20 | 7.99 | 9.13 |
| Crude rate of natural increase ^a (per thousand population) | 19.08 | 20.19 | 19.62 |
| Total fertility rate ^a (number of children per woman) | 3.48 | 3.74 | 4.01 |
| Life expectancy at birth ^a (in years; medium assumption) | | | |
| Male | 66.00 | 64.00 | 61.70 |
| Female | 72.10 | 70.60 | 68.60 |
| INCOME AND EXPENDITURES (Source: FIES) (In Thousand pesos and in current prices) Western Visayas | 2009 | 2006 | 2003 |
| Annual Average Family Income | 159 | 130 | 111 |
| Annual Average Family Expenditure | 143 | 116 | 98 |
| Annual Average Family Savings | 16 | 14 | 14 |



^a - 2000 Census-Based National, Regional and Provincial Projections

* - No outbound passengers and cargo transactions in Dumaguít Port

Compiled by the **STATISTICAL STAFF**
NATIONAL STATISTICS OFFICE, Aklan Provincial Office
 Myrna Torres Bldg, N. Roldan Street, Kalibo, Aklan
 Tel. No. (036) 268-9217/262-3804
 E-mail address: nso_aklan@yahoo.com