









AKLAN QUICKSTAT

AUGUST 2013



A monthly update of NSO's most requested statistics

INDICATOR	REFERENCE PERIOD and DATA		
PRICES (Source: CPI)	August 2013	July 2013	August 2012
Consumer Price Index (2006 = 100)			
All Items 	137.6	136.8	132.8
Food and Non-Alcoholic Beverages	147.1	145.5	141.2
Alcoholic Beverages and Tobacco	159.3	160.0	126.5
Clothing and Footwear	132.7	132.7	131.1
Housing, Water, Electricity, Gas and other fuels	135.9	135.7	132.9
Furnishing, Households Equipment and Routine Maintenance	123.7	123.7	118.9
Health	148.2	146.6	144.7
Transport	121.8	121.8	121.7
Communication	84.8	84.8	84.8
Recreation and Culture	107.8	107.8	108.6
Education	149.4	149.4	149.4
Restaurant and Miscellaneous Goods and Services	117.4	117.5	114.8
Inflation Rate 	3.6	4.4	4.0
Purchasing Power of Peso	0.73	0.73	0.75
CONSTRUCTION (Source: BPCS) (Floor area in square meters: value in Php)	August 2013	July 2013	August 2012
Total (number) includes repairs & alterations	29	54	30
Total Floor Area	5,200	16,472	16,838
Value 	64,295,000	191,507,000	197,745,498
Residential (number)	22	37	15
Total Floor Area	4,130	10,422	3,230
Value	56,486,037	124,540,513	34,473,439
Non-Residential (number)	7	17	15
Total Floor Area	1,070	6,050	13,608
Value	7,808,963	66,966,487	163,272,059
LABOR AND EMPLOYMENT (Western Visayas)	July 2012	April 2013	July 2013
Total Labor Force (in thousand)	5,074	5,134	5,182
Labor Force Participation Rate	63.7	62.2	61.8
Employment Rate	93.6	92.0	92.5
Unemployment Rate	6.4	8.0	7.5
Underemployment Rate 	22.3	24.0	22.5
Commodity Flow by Mode of Transport (Source: DOMSTAT)	August 2013	July 2013	August 2012
AIR			
Quantity (in Metric Tons) 	14	13.00	9
Value (in Php)	331,100.00	371,142.00	241,230.00
WATER			
Quantity (in Metric Tons) 	9,243	32,940	2,888
Value (in Php)	18,807,240	64,308,000.00	89,705,600.00
Number of Passengers	no transaction*	no transaction*	686

INDICATOR	REFERENCE PERIOD and DATA		
AGRICULTURE (Source: 2007 NSO Philippine Yearbook)	2002	1991	1980
Number of farms	42,169	40,889	31,027
Area of farms (in hectares)	45,233	40,878	52,555
Average farm size (in hectares)	1.07	1.00	1.69
AGRICULTURE (Source: Bureau of Agricultural Statistics)	2009	2010	2011
Agricultural Crops			
Palay			
Area (hectares)	44,655	33,273	39,245
Production (metric tons)	140,357	103,625	126,657
Corn			
Area (hectares)	975	637	1,061
Production (metric tons)	1,585	795	2,817
Coconut			
Area (hectares)	28,630	28,630	29,482
Production (metric tons)	106,265	109,062	110,728
Abaca			
Area (hectares)	1,546	1,546	1,528
Production (metric tons)	1,135	1,089	1,515
Banana			
Area (hectares)	6,058	6,060	6,055
Production (metric tons)	51,842	52,170	52,865
Livestock and Poultry (per heads)			
Carabao	23,731	21,634	21,713
Cattle	32,283	28,793	28,288
Goat	16,818	15,214	14,647
Swine	135,365	118,731	114,836
Chicken	1,140,372	1,116,629	1,038,622
Duck	51,119	48,449	51,218
REGISTERED VOTERS (Source: Commission on Elections)	4th Quarter 2011	3rd Quarter 2011	2nd Quarter 2011
Number of Registered Voters	290,046	289,797	291,299
TOURISM (Source: Aklan Provincial Tourism Office)	August 2013	July 2013	August 2012
Tourist Arrivals			
Total	106,022	106,450	79,686
Foreign	63,995	60,727	38,825
Domestic	39,644	41,155	38,407
Overseas Filipinos	2,383	4,568	2,454
Tourism receipts (value in Php)	August 2013		
Total foreign tourism receipts	14,645,219,723.20		
Total local tourism receipts	7,507,612,614.20		
Total tourism receipts	18,151,511,792.40		



INDICATOR	REFERENCE PERIOD and DATA								
CRIME STATISTICS <i>(Source: Aklan Provincial Police Office)</i>	2012			2011			2010		
Types of Crime	Reported	Cleared	Solved	Reported	Cleared	Solved	Reported	Cleared	Solved
Murder	27	19	15	24	17	15	31	17	12
Homicide	21	15	15	26	20	18	18	10	6
Physical Injury	259	87	76	191	72	60	463	133	117
Rape	13	8	3	15	11	8	34	24	12
Robbery	122	15	14	128	14	12	192	15	14
Theft	250	42	40	331	29	27	667	34	34
Carnapping	34	7	4	30	3	2	85	5	4
Cattle Rustling	28	15	14	3	1	1	1	0	0
TOTAL I.C. (Index Crime)	754	208	181	748	167	143	1491	238	199
TOTAL Non-I.C.	237	176	168	222	184	174	535	96	90
CRIME VOLUME	991	384	349	970	351	317	2026	334	289
CCE% (Crime Clearance Efficiency)	38.7			36.19			0.16		
CSE % (Crime Solution Efficiency)	35.2			32.7			0.14		
AMCR (Average Monthly Crime Rate)	16			16			34		
DEMOGRAPHY	2010			2007			2000		
Total Population	535,725			495,122			451,314		
Household Population	533,573			493,219			450,353		
Male	270,798			251,899			227,380		
Female	262,775			243,223			223,934		
0-14 years	169,128			173,485			164,130		
15-64 years	330,455			288,461			259,711		
65 years and over	33,990			31,273			26,512		
Sex Ratio	103.0			104.0			101.5		
Dependency Ratio	61			71			73.2		
Number of Households	116,123			102,811			88,213		
Population Density (persons per square kilometer)	295			272			248		
Population Growth Rate	1.73			1.29			-		
Average Household Size	4.6			4.8			5.11		
Median age	23.0			22.0			21.0		
GEOGRAPHY	2007			2000			1995		
Number of Municipalities	17			17			17		
Number of Barangays	327			327			327		



INDICATOR	REFERENCE PERIOD and DATA		
TOTAL LAND AREA (Source: DENR) (Area in hectares; as of May 31, 2006)	Total Land Area	Forest Lands	A and D Lands
AKLAN	181,789	74,994	106,795
Altavas	10,905	838	10,067
Balete	13,177	2,203	10,974
Banga	6,420	-	6,420
Batan	7,922	2,452	5,470
Buruanga	6,875	2,025	4,850
Ibajay	16,921	7,401	9,520
Kalibo	4,575	-	4,575
Lezo	2,340	-	2,340
Libacao	31,685	14,368	17,317
Madalag	25,687	19,262	6,425
Makato	6,650	1,950	4,700
Malay	6,636	3,601	3,035
Malinao	17,350	10,500	6,850
Nabas	9,862	5,660	4,202
New Washington	6,250	1,259	4,991
Numancia	2,884	-	2,884
Tangalan	5,650	3,475	2,175
POPULATION DENSITY (persons per square kilometers)	2007	2010	
AKLAN	272	295	
Altavas	217	219	
Balete	200	206	
Banga	534	593	
Batan	369	383	
Buruanga	229	247	
Ibajay	253	268	
Kalibo	1,523	1,631	
Lezo	559	620	
Libacao	84	88	
Madalag	70	71	
Makato	377	383	
Malay	484	690	
Malinao	138	139	
Nabas	287	315	
New Washington	634	674	
Numancia	956	1,035	
Tangalan	338	359	



INDICATOR	REFERENCE PERIOD and DATA		
	2004	2003	2002
VITAL STATISTICS (Source: Vital Statistics Report)			
Births (based on civil registration; not adjusted for underregistration)	9,184	8,303	8,255
Male	4,740	4,304	4,314
Female	4,444	3,999	3,941
Marriages (based on civil registration; not adjusted for underregistration)	3,264	3,004	2,783
Deaths (based on civil registration; not adjusted for underregistration)	2,681	2,835	3,040
Male	1,585 #	1,622	1,741
Female	1,096	1,213	1,299
	2010-2015	2005-2010	2000-2005
Crude birth ^a (per thousand population)	26.88	28.18	28.75
Crude death ^a (per thousand population)	7.20	7.99	9.13
Crude rate of natural increase ^a (per thousand population)	19.08	20.19	19.62
Total fertility rate ^a (number of children per woman)	3.48	3.74	4.01
Life expectancy at birth ^a (in years; medium assumption)			
Male	66.00	64.00	61.70
Female	72.10	70.60	68.60
INCOME AND EXPENDITURES (Source: FIES) (In Thousand pesos and in current prices) Western Visayas	2009	2006	2003
Annual Average Family Income	159	130	111
Annual Average Family Expenditure	143	116	98
Annual Average Family Savings	16	14	14



^a - 2000 Census-Based National, Regional and Provincial Projections

* - No outbound passengers and cargo transactions in Dumaguít Port

Compiled by the **STATISTICAL STAFF**
NATIONAL STATISTICS OFFICE, Aklan Provincial Office
 Myrna Torres Bldg, N. Roldan Street, Kalibo, Aklan
 Tel. No. (036) 268-9217/262-3804
 E-mail address: nso_aklan@yahoo.com