








# AKLAN QUICKSTAT

## APRIL 2013



A monthly update of NSO's most requested statistics

INDICATOR	REFERENCE PERIOD and DATA		
<b>PRICES</b> (Source: CPI)	<b>April 2013</b>	<b>March 2013</b>	<b>April 2012</b>
<b>Consumer Price Index (2006 = 100)</b>			
All Items 	135.3	136.0	129.6
Food and Non-Alcoholic Beverages	142.7	144.5	136.0
Alcoholic Beverages and Tobacco	162.8	163.3	129.0
Clothing and Footwear	132.0	131.6	128.5
Housing, Water, Electricity, Gas and other fuels	134.5	134.0	128.4
Furnishing, Households Equipment and Routine Maintenance	123.5	122.5	118.4
Health	147.0	147.0	144.1
Transport	121.3	121.6	123.7
Communication	84.8	84.8	84.5
Recreation and Culture	106.6	106.8	108.4
Education	149.4	149.4	148.4
Restaurant and Miscellaneous Goods and Services 	116.7	116.9	114.3
<b>Inflation Rate</b>	<b>4.4</b>	<b>6.0</b>	<b>3.0</b>
<b>Purchasing Power of Peso</b>	<b>0.74</b>	<b>0.74</b>	<b>0.77</b>
<b>CONSTRUCTION</b> (Source: BPCS)	<b>April 2013</b>	<b>March 2013</b>	<b>April 2012</b>
(Floor area in square meters: value in Php)			
<b>Total (number) includes repairs &amp; alterations</b>	60	40	35
Total Floor Area	7,716	5,219	4,626
Value	103,207,000	115,068,542	42,293,747
<b>Residential (number)</b>	50	29	27
Total Floor Area	5,268	2,634	3,924
Value	46,081,512	87,586,951	32,145,149
<b>Non-Residential (number)</b>	10	11	8
Total Floor Area	2,448	2,585	702
Value	57,125,488	27,481,591	10,148,598
<b>LABOR AND EMPLOYMENT (Western Visayas)</b>	<b>January 2012</b>	<b>October 2012</b>	<b>January 2013</b>
<b>Total Labor Force</b> (in thousand)	5,074	5,055	5,040
Labor Force Participation Rate 	63.0	63.0	64.8
Employment Rate	93.7	93.5	94.0
Unemployment Rate	6.3	6.5	6.0
Underemployment Rate	21.4	18.8	21.8
<b>Commodity Flow by Mode of Transport</b> (Source: DOMSTAT)	<b>April 2013</b>	<b>March 2013</b>	<b>April 2012</b>
<b>AIR</b>			
Quantity (in Metric Tons) 	10	9.6	8
Value (in Php)	279,150	317,300	312,450
<b>WATER</b>			
Quantity (in Metric Tons) 	7,150,596	25,161	3,207
Value (in Php)	4,105,500	50,597,000	185,650,200
Number of Passengers	no transaction*	no transaction*	1,533

INDICATOR	REFERENCE PERIOD and DATA		
<b>AGRICULTURE</b> (Source: 2007 NSO Philippine Yearbook)	<b>2002</b>	<b>1991</b>	<b>1980</b>
<b>Number of farms</b>	42,169	40,889	31,027
Area of farms (in hectares)	45,233	40,878	52,555
Average farm size (in hectares)	1.07	1.00	1.69
<b>AGRICULTURE</b> (Source: Bureau of Agricultural Statistics)	<b>2009</b>	<b>2010</b>	<b>2011</b>
<b>Agricultural Crops</b>			
<b>Palay</b>			
Area (hectares)	44,655	33,273	39,245
Production (metric tons)	140,357	103,625	126,657
<b>Corn</b>			
Area (hectares)	975	637	1,061
Production (metric tons)	1,585	795	2,817
<b>Coconut</b>			
Area (hectares)	28,630	28,630	29,482
Production (metric tons)	106,265	109,062	110,728
<b>Abaca</b>			
Area (hectares)	1,546	1,546	1,528
Production (metric tons)	1,135	1,089	1,515
<b>Banana</b>			
Area (hectares)	6,058	6,060	6,055
Production (metric tons)	51,842	52,170	52,865
<b>Livestock and Poultry (per heads)</b>			
Carabao	23,731	21,634	21,713
Cattle	32,283	28,793	28,288
Goat	16,818	15,214	14,647
Swine	135,365	118,731	114,836
Chicken	1,140,372	1,116,629	1,038,622
Duck	51,119	48,449	51,218
<b>REGISTERED VOTERS</b> (Source: Commission on Elections)	<b>4th Quarter 2011</b>	<b>3rd Quarter 2011</b>	<b>2nd Quarter 2011</b>
Number of Registered Voters	290,046	289,797	291,299
<b>TOURISM</b> (Source: Aklan Provincial Tourism Office)	<b>April 2013</b>	<b>March 2013</b>	<b>April 2012</b>
<b>Tourist Arrivals</b>			
Total	162,370	128,627	161,504
Foreign	45,222	47,701	37,731
Domestic	112,882	77,213	120,068
Overseas Filipinos	4,266	3,713	3,705
<b>Tourism receipts (value in Php)</b>	<b>April 2013</b>		
Total foreign tourism receipts	5,879,539,956.40		
Total local tourism receipts	4,052,250,958.50		
Total tourism receipts	9,551,922,723.00		
<b>RICE INVENTORY</b> (Source: National Food Authority)	<b>August 2012</b>	<b>July 2012</b>	<b>June 2012</b>
Total Rice (in bags of 50 kg)	8,638	7,025	4,630
Total Palay (in bags of 50 kg)	23,956	43,876	66,324
Total Rice Equivalent (in bags of 50 kg)	24,175	35,544	47,741



INDICATOR	REFERENCE PERIOD and DATA		
<b>DEMOGRAPHY</b>	<b>2010</b>	<b>2007</b>	<b>2000</b>
Total Population	535,725	495,122	451,314
Household Population	533,573	493,219	450,353
Male	270,798	251,899	227,380
Female	262,775	243,223	223,934
0-14 years	169,128	173,485	164,130
15-64 years	330,455	288,461	259,711
65 years and over	33,990	31,273	26,512
Sex Ratio	103.0	104.0	101.5
Dependency Ratio	61	71	73.2
Number of Households	116,123	102,811	88,213
Population Density (persons per square kilometer)	295	272	248
Average Household Size	4.6	4.8	5.11
Median age	23.0	22.0	21.0
<b>GEOGRAPHY</b>	<b>2007</b>	<b>2000</b>	<b>1995</b>
Number of Municipalities	17	17	17
Number of Barangays	327	327	327
<b>TOTAL LAND AREA</b> (Source: DENR) (Area in hectares; as of May 31, 2006)	<b>Total Land Area</b>	<b>Forest Lands</b>	<b>A and D Lands</b>
<b>AKLAN</b>	<b>181,789</b>	<b>74,994</b>	<b>106,795</b>
Altavas	10,905	838	10,067
Balete	13,177	2,203	10,974
Banga	6,420	-	6,420
Batan	7,922	2,452	5,470
Buruanga	6,875	2,025	4,850
Ibajay	16,921	7,401	9,520
Kalibo	4,575	-	4,575
Lezo	2,340	-	2,340
Libacao	31,685	14,368	17,317
Madalag	25,687	19,262	6,425
Makato	6,650	1,950	4,700
Malay	6,636	3,601	3,035
Malinao	17,350	10,500	6,850
Nabas	9,862	5,660	4,202
New Washington	6,250	1,259	4,991
Numancia	2,884	-	2,884
Tangalan	5,650	3,475	2,175



INDICATOR	REFERENCE PERIOD and DATA		
<b>POPULATION DENSITY</b> ( <i>persons per square kilometers</i> )	<b>2007</b>	<b>2010</b>	
<b>AKLAN</b>	<b>272</b>	<b>295</b>	
Altavas	217	219	
Balete	200	206	
Banga	534	593	
Batan	369	383	
Buruanga	229	247	
Ibajay	253	268	
Kalibo	1,523	1,631	
Lezo	559	620	
Libacao	84	88	
Madalag	70	71	
Makato	377	383	
Malay	484	690	
Malinao	138	139	
Nabas	287	315	
New Washington	634	674	
Numancia	956	1,035	
Tangalan	338	359	
<b>VITAL STATISTICS</b> ( <i>Source: Vital Statistics Reprt</i> )	<b>2004</b>	<b>2003</b>	<b>2002</b>
Births ( <i>based on civil registration; not adjusted for underregistration</i> )	9,184	8,303	8,255
Male	4,740	4,304	4,314
Female	4,444	3,999	3,941
Marriages ( <i>based on civil registration; not adjusted for underregistration</i> )	3,264	3,004	2,783
Deaths ( <i>based on civil registration; not adjusted for underregistration</i> )	2,681	2,835	3,040
Male	1,585	1,622	1,741
Female	1,096	1,213	1,299
	<b>2010-2015</b>	<b>2005-2010</b>	<b>2000-2005</b>
Crude birth <sup>a</sup> ( <i>per thousand population</i> )	26.88	28.18	28.75
Crude death <sup>a</sup> ( <i>per thousand population</i> )	7.20	7.99	9.13
Crude rate of natural increase <sup>a</sup> ( <i>per thousand population</i> )	19.08	20.19	19.62
Total fertility rate <sup>a</sup> ( <i>number of children per woman</i> )	3.48	3.74	4.01
Life expectancy at birth <sup>a</sup> ( <i>in years; medium assumption</i> )			
Male	66.00	64.00	61.70
Female	72.10	70.60	68.60



INDICATOR	REFERENCE PERIOD and DATA		
<b>INCOME AND EXPENDITURES</b> (Source: FIES) (In Thousand pesos and in current prices) Western Visayas	2009	2006	2003
Annual Average Family Income	159	130	111
Annual Average Family Expenditure	143	116	98
Annual Average Family Savings	16	14	14



<sup>a</sup> - 2000 Census-Based National, Regional and Provincial Projections

\* - No outbound passengers and cargo transactions in Dumaguait Port

Compiled by the **STATISTICAL STAFF**  
**NATIONAL STATISTICS OFFICE**, Aklan Provincial Office  
 Myrna Torres Bldg, N. Roldan Street, Kalibo, Aklan  
 Tel. No. (036) 268-9217/262-3804  
 E-mail address: nso\_aklan@yahoo.com