









# AKLAN QUICKSTAT

## DECEMBER 2015



A monthly update of PSA's most requested statistics

INDICATOR	REFERENCE PERIOD and DATA		
	December 2015	November 2015	December 2014
<b>PRICES</b> (Source: CPI)			
<b>Consumer Price Index (2006 = 100)</b>			
All Items 	143.4	143.7	141.5
Food and Non-Alcoholic Beverages	159.5	160.5	156.3
Alcoholic Beverages and Tobacco	175.6	175.5	173.1
Clothing and Footwear	134.3	134.3	134.1
Housing, Water, Electricity, Gas and other fuels	132.7	132.6	131.2
Furnishing, Households Equipment and Routine Maintenance	127.2	127.2	125.8
Health	154.8	154.6	152.3
Transport	119.1	116.6	119.2
Communication	84.9	84.9	84.9
Recreation and Culture	107.8	107.8	107.5
Education	151.1	151.1	151.1
Restaurant and Miscellaneous Goods and Services	119.3	119.3	118.7
<b>Inflation Rate</b> 	<b>1.3</b>	<b>1.3</b>	<b>2.8</b>
<b>Purchasing Power of Peso</b>	<b>0.70</b>	<b>0.70</b>	<b>0.71</b>
<b>CONSTRUCTION</b> (Source: BPCS) (Floor area in square meters: value in Php)			
<b>Total (number) includes repairs &amp; alterations</b>	46	54	29
Total Floor Area	12,585	14,076	11,065
Value	113,421,000	142,833,000	112,401,000
<b>Residential (number)</b> 	22	29	11
Total Floor Area	4,662	5,795	8,685
Value	43,367,000	42,092,000	88,922,539
<b>Non-Residential (number)</b>	24	25	18
Total Floor Area	7,923	8,281	4,694
Value	70,054,000	100,741,000	23,478,461
<b>LABOR AND EMPLOYMENT (Western Visayas)</b>			
<b>Total Labor Force</b> (in thousand)	5,375	5,399	5,298
Labor Force Participation Rate	62.5	62.9	64.2
Employment Rate 	95.8	94.4	95.7
Unemployment Rate	4.2	5.6	4.3
Underemployment Rate	18.4	24.1	20.3
<b>Commodity Flow by Mode of Transport</b> (Source: DOMSTAT)			
<b>AIR</b>			
Quantity (in Metric Tons) 	4.30	9.50	19.56
Value (in Php)	285,840.00	214,300.00	248,720.00
<b>WATER</b>			
Quantity (in Metric Tons) 	218.70	2,723.60	205.00
Value (in Php)	8,047,576.00	38,881,996.00	14,467,340.00
Number of Passengers	no transaction*	no transaction*	no transaction*

INDICATOR	REFERENCE PERIOD and DATA		
	2002	1991	1980
<b>AGRICULTURE</b> (Source: 2007 NSO Philippine Yearbook)			
Number of farms	42,169	40,889	31,027
Area of farms (in hectares)	45,233	40,878	52,555
Average farm size (in hectares)	1.07	1.00	1.69
<b>GENDER STATISTICS</b> (Source: 2010 CPH)	<b>Total</b>	<b>Male</b>	<b>Female</b>
<b>Household Population by Sex and by Municipality</b>			
<b>AKLAN</b>	<b>533,573</b>	<b>270,798</b>	<b>262,775</b>
Altavas	23,918	12,064	11,854
Balete	27,175	13,905	13,270
Banga	37,967	19,096	18,871
Batan	30,309	15,394	14,915
Buruanga	16,961	8,693	8,268
Ibajay	45,251	23,268	21,983
Kalibo	74,292	36,777	37,515
Lezo	14,514	7,315	7,199
Libacao	28,000	14,250	13,750
Madalag	18,166	9,352	8,814
Makato	25,426	12,942	12,484
Malay	44,331	22,688	21,643
Malinao	24,086	12,355	11,731
Nabas	31,051	15,990	15,061
New Washington	42,018	21,264	20,754
Numancia	29,849	15,040	14,809
Tangalan	20,259	10,405	9,854
<b>Population by Marital Status and by Sex</b>			
Total	<b>533,573</b>	<b>270,798</b>	<b>262,775</b>
Single	303,313	163,568	139,745
Married	182,553	90,658	91,895
Widowed	22,426	4,533	17,893
Divorced/Separated	3,430	1,404	2,026
Common-law/Live in	21,236	10,351	10,885
Unknown	615	284	331
<b>Overseas Worker by Sex</b>			
Total	<b>422,119</b>	<b>213,052</b>	<b>209,067</b>
Overseas Worker	8,577	5,405	3,172
Not Overseas Worker	413,519	207,633	205,886
Not Reported	23	14	9
<b>Population with Disability and by Sex</b>			
Total	<b>533,573</b>	<b>270,798</b>	<b>262,775</b>
With Disability	11,821	5,936	5,885
Without Disability	521,752	264,862	256,890
<b>Birth Registration by Sex</b>			
Total	<b>533,573</b>	<b>270,798</b>	<b>262,775</b>
Registered	510,765	259,375	251,390
Not Registered	19,190	9,739	9,451
Don't Know	3,618	1,684	1,934

INDICATOR	REFERENCE PERIOD and DATA								
LITERACY RATE <i>(Source: 2010 CPH)</i>	Household Population 10 Years Old and Over			Literate			Illiterate		
Age Group	Both Sexes	Male	Female	Both Sexes	Male	Female	Both Sexes	Male	Female
AKLAN									
Total	422,119	213,052	209,067	412,558	207,776	204,782	9,561	5,276	4,285
10-14	57,674	29,972	27,702	56,915	29,487	27,428	759	485	274
15-19	57,348	29,668	27,680	56,616	29,250	27,366	732	418	314
20-24	57,348	25,415	23,900	48,871	25,159	23,712	444	256	188
25-29	42,011	21,746	20,265	41,477	21,386	20,091	534	360	174
30-34	36,575	19,122	17,453	36,098	18,866	17,232	477	256	221
35-39	31,762	16,483	15,279	31,186	16,104	15,082	576	379	197
40-44	30,124	15,529	14,595	29,541	15,119	14,422	583	410	173
45-49	26,387	13,405	12,982	25,828	13,060	12,767	559	345	215
50-54	22,874	11,418	11,456	22,291	11,079	11,212	583	339	244
55-59	18,724	9,353	9,371	18,121	8,976	9,146	603	377	225
60-64	15,335	7,326	8,009	14,627	6,960	7,667	708	366	342
65 and over	33,990	13,615	20,375	30,987	12,329	18,657	3,003	1,286	1,718
<b>DEMOGRAPHY</b>	<b>2010</b>			<b>2007</b>			<b>2000</b>		
Total Population	535,725			495,122			451,314		
Household Population	533,573			493,219			450,353		
Male	270,798			251,899			227,380		
Female	262,775			243,223			223,934		
0-14 years	169,128			173,485			164,130		
15-64 years	330,455			288,461			259,711		
65 years and over	33,990			31,273			26,512		
Sex Ratio	103.0			104.0			101.5		
Dependency Ratio	61			71			73.2		
Number of Households	116,123			102,811			88,213		
Population Density (persons per square kilometer)	295			272			248		
Population Growth Rate	1.73			1.29			-		
Average Household Size	4.6			4.8			5.11		
Median age	23.0			22.0			21.0		
<b>GEOGRAPHY</b>	<b>2007</b>			<b>2000</b>			<b>1995</b>		
Number of Municipalities	17			17			17		
Number of Barangays	327			327			327		



INDICATOR	REFERENCE PERIOD and DATA		
<b>TOTAL LAND AREA</b> (Source: DENR) (Area in hectares; as of May 31, 2006)	<b>Total Land Area</b>	<b>Forest Lands</b>	<b>A and D Lands</b>
<b>AKLAN</b>	<b>181,789</b>	<b>74,994</b>	<b>106,795</b>
Altavas	10,905	838	10,067
Balete	13,177	2,203	10,974
Banga	6,420	-	6,420
Batan	7,922	2,452	5,470
Buruanga	6,875	2,025	4,850
Ibajay	16,921	7,401	9,520
Kalibo	4,575	-	4,575
Lezo	2,340	-	2,340
Libacao	31,685	14,368	17,317
Madalag	25,687	19,262	6,425
Makato	6,650	1,950	4,700
Malay	6,636	3,601	3,035
Malinao	17,350	10,500	6,850
Nabas	9,862	5,660	4,202
New Washington	6,250	1,259	4,991
Numancia	2,884	-	2,884
Tangalan	5,650	3,475	2,175
<b>POPULATION DENSITY</b> (persons per square kilometers)	<b>2007</b>	<b>2010</b>	
<b>AKLAN</b>	<b>272</b>	<b>295</b>	
Altavas	217	219	
Balete	200	206	
Banga	534	593	
Batan	369	383	
Buruanga	229	247	
Ibajay	253	268	
Kalibo	1,523	1,631	
Lezo	559	620	
Libacao	84	88	
Madalag	70	71	
Makato	377	383	
Malay	484	690	
Malinao	138	139	
Nabas	287	315	
New Washington	634	674	
Numancia	956	1,035	
Tangalan	338	359	



INDICATOR	REFERENCE PERIOD and DATA		
	2004	2003	2002
<b>VITAL STATISTICS (Source: Vital Statistics Report)</b>			
Births (based on civil registration; not adjusted for underregistration)	9,184	8,303	8,255
Male	4,740	4,304	4,314
Female	4,444	3,999	3,941
Marriages (based on civil registration; not adjusted for underregistration)	3,264	3,004	2,783
Deaths (based on civil registration; not adjusted for underregistration)	2,681	2,835	3,040
Male	1,585	1,622	1,741
Female	1,096	1,213	1,299
	<b>2010-2015</b>	<b>2005-2010</b>	<b>2000-2005</b>
Crude birth <sup>a</sup> (per thousand population)	26.88	28.18	28.75
Crude death <sup>a</sup> (per thousand population)	7.20	7.99	9.13
Crude rate of natural increase <sup>a</sup> (per thousand population)	19.08	20.19	19.62
Total fertility rate <sup>a</sup> (number of children per woman)	3.48	3.74	4.01
Life expectancy at birth <sup>a</sup> (in years; medium assumption)			
Male	66.00	64.00	61.70
Female	72.10	70.60	68.60
<b>INCOME AND EXPENDITURES (Source: FIES)</b> (In Thousand pesos and in current prices) Western Visayas	<b>2009</b>	<b>2006</b>	<b>2003</b>
Annual Average Family Income	159	130	111
Annual Average Family Expenditure	143	116	98
Annual Average Family Savings	16	14	14
<b>AGRICULTURAL STATISTICS</b>	<b>2012</b>	<b>2013</b>	<b>2014</b>
<b>LIVESTOCK</b>			
<b>CARABAO</b>			
Inventory (number of heads)	21,713	21,993	23,308
Production (number of heads)	3,539	3,396	2,461 <sup>p</sup>
<b>CATTLE</b>			
Inventory (number of heads)	28,288	27,980	28,061
Production (number of heads)	14,129	13,655	6,915 <sup>p</sup>
<b>SWINE</b>			
Inventory (number of heads)	114,836	114,946	111,354
Production (number of heads)	205,215	216,642	153,227
<b>GOAT</b>			
Inventory (number of heads)	14,647	11,006	10,688
Production (number of heads)	13,045	13,045	6,821 <sup>p</sup>
<b>POULTRY</b>	<b>2012</b>	<b>2013</b>	<b>2014</b>
<b>CHICKEN</b>			
Inventory (number of birds)	1,038,622	1,036,184	1,031,712
Production (number of birds)			
Broiler	35,048	33,272	13,419
Other Chicken	94,831	21,400	20,000
<b>DUCK</b>			
Inventory (number of birds)	51,218	50,332	49,560
Production (number of birds)	34,864	37,665	10,207 <sup>p</sup>

<sup>a</sup> - 2000 Census-Based National, Regional and Provincial Projections

<sup>\*</sup> - No outbound passengers and cargo transactions in Dumaguait Port

<sup>p</sup> - preliminary

Compiled by the **STATISTICAL STAFF**  
**PHILIPPINE STATISTICS AUTHORITY**, Aklan Provincial Office  
 Myrna Torres Bldg, N. Roldan Street, Kalibo, Aklan  
 Tel. No. (036) 268-9217/262-3804  
 E-mail address: psa04aklan@gmail.com