







AKLAN QUICKSTAT

MAY 2015



A monthly update of PSA's most requested statistics

| INDICATOR | REFERENCE PERIOD and DATA | | |
|---|---------------------------|-----------------|-----------------|
| | May 2015 | April 2015 | May 2014 |
| PRICES (Source: CPI) | | | |
| Consumer Price Index (2006 = 100) | | | |
| All Items  | 142.5 | 142.1 | 141.4 |
| Food and Non-Alcoholic Beverages | 157.9 | 157.4 | 153.9 |
| Alcoholic Beverages and Tobacco | 174.4 | 174.0 | 170.3 |
| Clothing and Footwear | 134.5 | 134.0 | 133.2 |
| Housing, Water, Electricity, Gas and other fuels | 132.4 | 131.9 | 136.8 |
| Furnishing, Households Equipment and Routine Maintenance | 125.7 | 125.8 | 126.0 |
| Health | 152.8 | 152.3 | 149.5 |
| Transport | 118.5 | 117.9 | 122.3 |
| Communication | 84.9 | 84.9 | 84.9 |
| Recreation and Culture | 107.5 | 107.5 | 107.4 |
| Education | 151.1 | 151.1 | 149.4 |
| Restaurant and Miscellaneous Goods and Services | 119.1 | 119.1 | 118.6 |
| Inflation Rate  | 0.8 | 0.6 | 4.7 |
| Purchasing Power of Peso | 0.70 | 0.70 | 0.71 |
| CONSTRUCTION (Source: BPCS) (Floor area in square meters: value in Php) | | | |
| Total (number) includes repairs & alterations | 44 | 78 | 60 |
| Total Floor Area | 20,372 | 22,808 | 12,184 |
| Value | 232,017,000 | 223,140,000 | 129,654,000 |
| Residential (number)  | 28 | 46 | 38 |
| Total Floor Area | 6,369 | 7,597 | 8,168 |
| Value | 68,597,000 | 71,551,000 | 81,617,025 |
| Non-Residential (number) | 16 | 32 | 22 |
| Total Floor Area | 14,003 | 15,211 | 4,016 |
| Value | 163,420,000 | 151,589,000 | 48,036,975 |
| LABOR AND EMPLOYMENT (Western Visayas) | | | |
| Total Labor Force (in thousand) | 5,203 | 5,298 | 5,317 |
| Labor Force Participation Rate | 63.4 | 64.2 | 62.8 |
| Employment Rate | 93.4 | 95.7 | 94.0 |
| Unemployment Rate | 6.6 | 4.3 | 6.0 |
| Underemployment Rate | 22.9 | 20.3 | 21.4 |
| Commodity Flow by Mode of Transport (Source: DOMSTAT) | | | |
| AIR  | | | |
| Quantity (in Metric Tons) | 9.11 | 6.00 | 14.50 |
| Value (in Php) | 408,500.00 | 267,500.00 | 264,720.00 |
| WATER  | | | |
| Quantity (in Metric Tons) | 2,240.20 | 542.00 | 870.90 |
| Value (in Php) | 46,085,835.00 | 10,796,560.00 | 9,383,750.00 |
| Number of Passengers | no transaction* | no transaction* | no transaction* |

| INDICATOR | REFERENCE PERIOD and DATA | | |
|---|---------------------------|----------------|----------------|
| | 2002 | 1991 | 1980 |
| AGRICULTURE (Source: 2007 NSO Philippine Yearbook) | | | |
| Number of farms | 42,169 | 40,889 | 31,027 |
| Area of farms (in hectares) | 45,233 | 40,878 | 52,555 |
| Average farm size (in hectares) | 1.07 | 1.00 | 1.69 |
| GENDER STATISTICS (Source: 2010 CPH) | Total | Male | Female |
| Household Population by Sex and by Municipality | | | |
| AKLAN | 533,573 | 270,798 | 262,775 |
| Altavas | 23,918 | 12,064 | 11,854 |
| Balete | 27,175 | 13,905 | 13,270 |
| Banga | 37,967 | 19,096 | 18,871 |
| Batan | 30,309 | 15,394 | 14,915 |
| Buruanga | 16,961 | 8,693 | 8,268 |
| Ibajay | 45,251 | 23,268 | 21,983 |
| Kalibo | 74,292 | 36,777 | 37,515 |
| Lezo | 14,514 | 7,315 | 7,199 |
| Libacao | 28,000 | 14,250 | 13,750 |
| Madalag | 18,166 | 9,352 | 8,814 |
| Makato | 25,426 | 12,942 | 12,484 |
| Malay | 44,331 | 22,688 | 21,643 |
| Malinao | 24,086 | 12,355 | 11,731 |
| Nabas | 31,051 | 15,990 | 15,061 |
| New Washington | 42,018 | 21,264 | 20,754 |
| Numancia | 29,849 | 15,040 | 14,809 |
| Tangalan | 20,259 | 10,405 | 9,854 |
| Population by Marital Status and by Sex | | | |
| Total | 533,573 | 270,798 | 262,775 |
| Single | 303,313 | 163,568 | 139,745 |
| Married | 182,553 | 90,658 | 91,895 |
| Widowed | 22,426 | 4,533 | 17,893 |
| Divorced/Separated | 3,430 | 1,404 | 2,026 |
| Common-law/Live in | 21,236 | 10,351 | 10,885 |
| Unknown | 615 | 284 | 331 |
| Overseas Worker by Sex | | | |
| Total | 422,119 | 213,052 | 209,067 |
| Overseas Worker | 8,577 | 5,405 | 3,172 |
| Not Overseas Worker | 413,519 | 207,633 | 205,886 |
| Not Reported | 23 | 14 | 9 |
| Population with Disability and by Sex | | | |
| Total | 533,573 | 270,798 | 262,775 |
| With Disability | 11,821 | 5,936 | 5,885 |
| Without Disability | 521,752 | 264,862 | 256,890 |
| Birth Registration by Sex | | | |
| Total | 533,573 | 270,798 | 262,775 |
| Registered | 510,765 | 259,375 | 251,390 |
| Not Registered | 19,190 | 9,739 | 9,451 |
| Don't Know | 3,618 | 1,684 | 1,934 |

| INDICATOR | REFERENCE PERIOD and DATA | | | | | | | | |
|---|--|---------|---------|-------------|---------|---------|-------------|-------|--------|
| LITERACY RATE <i>(Source: 2010 CPH)</i> | Household Population 10 Years Old and Over | | | Literate | | | Illiterate | | |
| Age Group | Both Sexes | Male | Female | Both Sexes | Male | Female | Both Sexes | Male | Female |
| AKLAN | | | | | | | | | |
| Total | 422,119 | 213,052 | 209,067 | 412,558 | 207,776 | 204,782 | 9,561 | 5,276 | 4,285 |
| 10-14 | 57,674 | 29,972 | 27,702 | 56,915 | 29,487 | 27,428 | 759 | 485 | 274 |
| 15-19 | 57,348 | 29,668 | 27,680 | 56,616 | 29,250 | 27,366 | 732 | 418 | 314 |
| 20-24 | 57,348 | 25,415 | 23,900 | 48,871 | 25,159 | 23,712 | 444 | 256 | 188 |
| 25-29 | 42,011 | 21,746 | 20,265 | 41,477 | 21,386 | 20,091 | 534 | 360 | 174 |
| 30-34 | 36,575 | 19,122 | 17,453 | 36,098 | 18,866 | 17,232 | 477 | 256 | 221 |
| 35-39 | 31,762 | 16,483 | 15,279 | 31,186 | 16,104 | 15,082 | 576 | 379 | 197 |
| 40-44 | 30,124 | 15,529 | 14,595 | 29,541 | 15,119 | 14,422 | 583 | 410 | 173 |
| 45-49 | 26,387 | 13,405 | 12,982 | 25,828 | 13,060 | 12,767 | 559 | 345 | 215 |
| 50-54 | 22,874 | 11,418 | 11,456 | 22,291 | 11,079 | 11,212 | 583 | 339 | 244 |
| 55-59 | 18,724 | 9,353 | 9,371 | 18,121 | 8,976 | 9,146 | 603 | 377 | 225 |
| 60-64 | 15,335 | 7,326 | 8,009 | 14,627 | 6,960 | 7,667 | 708 | 366 | 342 |
| 65 and over | 33,990 | 13,615 | 20,375 | 30,987 | 12,329 | 18,657 | 3,003 | 1,286 | 1,718 |
| DEMOGRAPHY | 2010 | | | 2007 | | | 2000 | | |
| Total Population | 535,725 | | | 495,122 | | | 451,314 | | |
| Household Population | 533,573 | | | 493,219 | | | 450,353 | | |
| Male | 270,798 | | | 251,899 | | | 227,380 | | |
| Female | 262,775 | | | 243,223 | | | 223,934 | | |
| 0-14 years | 169,128 | | | 173,485 | | | 164,130 | | |
| 15-64 years | 330,455 | | | 288,461 | | | 259,711 | | |
| 65 years and over | 33,990 | | | 31,273 | | | 26,512 | | |
| Sex Ratio | 103.0 | | | 104.0 | | | 101.5 | | |
| Dependency Ratio | 61 | | | 71 | | | 73.2 | | |
| Number of Households | 116,123 | | | 102,811 | | | 88,213 | | |
| Population Density (persons per square kilometer) | 295 | | | 272 | | | 248 | | |
| Population Growth Rate | 1.73 | | | 1.29 | | | - | | |
| Average Household Size | 4.6 | | | 4.8 | | | 5.11 | | |
| Median age | 23.0 | | | 22.0 | | | 21.0 | | |
| GEOGRAPHY | 2007 | | | 2000 | | | 1995 | | |
| Number of Municipalities | 17 | | | 17 | | | 17 | | |
| Number of Barangays | 327 | | | 327 | | | 327 | | |



| INDICATOR | REFERENCE PERIOD and DATA | | |
|---|---------------------------|---------------------|----------------------|
| TOTAL LAND AREA (Source: DENR) (Area in hectares; as of May 31, 2006) | Total Land Area | Forest Lands | A and D Lands |
| AKLAN | 181,789 | 74,994 | 106,795 |
| Altavas | 10,905 | 838 | 10,067 |
| Balete | 13,177 | 2,203 | 10,974 |
| Banga | 6,420 | - | 6,420 |
| Batan | 7,922 | 2,452 | 5,470 |
| Buruanga | 6,875 | 2,025 | 4,850 |
| Ibajay | 16,921 | 7,401 | 9,520 |
| Kalibo | 4,575 | - | 4,575 |
| Lezo | 2,340 | - | 2,340 |
| Libacao | 31,685 | 14,368 | 17,317 |
| Madalag | 25,687 | 19,262 | 6,425 |
| Makato | 6,650 | 1,950 | 4,700 |
| Malay | 6,636 | 3,601 | 3,035 |
| Malinao | 17,350 | 10,500 | 6,850 |
| Nabas | 9,862 | 5,660 | 4,202 |
| New Washington | 6,250 | 1,259 | 4,991 |
| Numancia | 2,884 | - | 2,884 |
| Tangalan | 5,650 | 3,475 | 2,175 |
| POPULATION DENSITY (persons per square kilometers) | 2007 | 2010 | |
| AKLAN | 272 | 295 | |
| Altavas | 217 | 219 | |
| Balete | 200 | 206 | |
| Banga | 534 | 593 | |
| Batan | 369 | 383 | |
| Buruanga | 229 | 247 | |
| Ibajay | 253 | 268 | |
| Kalibo | 1,523 | 1,631 | |
| Lezo | 559 | 620 | |
| Libacao | 84 | 88 | |
| Madalag | 70 | 71 | |
| Makato | 377 | 383 | |
| Malay | 484 | 690 | |
| Malinao | 138 | 139 | |
| Nabas | 287 | 315 | |
| New Washington | 634 | 674 | |
| Numancia | 956 | 1,035 | |
| Tangalan | 338 | 359 | |



| INDICATOR | REFERENCE PERIOD and DATA | | |
|--|---------------------------|------------------|---------------------|
| | 2004 | 2003 | 2002 |
| VITAL STATISTICS (Source: Vital Statistics Report) | | | |
| Births (based on civil registration; not adjusted for underregistration) | 9,184 | 8,303 | 8,255 |
| Male | 4,740 | 4,304 | 4,314 |
| Female | 4,444 | 3,999 | 3,941 |
| Marriages (based on civil registration; not adjusted for underregistration) | 3,264 | 3,004 | 2,783 |
| Deaths (based on civil registration; not adjusted for underregistration) | 2,681 | 2,835 | 3,040 |
| Male | 1,585 | 1,622 | 1,741 |
| Female | 1,096 | 1,213 | 1,299 |
| | 2010-2015 | 2005-2010 | 2000-2005 |
| Crude birth ^a (per thousand population) | 26.88 | 28.18 | 28.75 |
| Crude death ^a (per thousand population) | 7.20 | 7.99 | 9.13 |
| Crude rate of natural increase ^a (per thousand p | 19.08 | 20.19 | 19.62 |
| Total fertility rate ^a (number of children per woman) | 3.48 | 3.74 | 4.01 |
| Life expectancy at birth ^a (in years; medium assumption) | | | |
| Male | 66.00 | 64.00 | 61.70 |
| Female | 72.10 | 70.60 | 68.60 |
| INCOME AND EXPENDITURES (Source: FIES) (In Thousand pesos and in current prices) Western Visayas | 2009 | 2006 | 2003 |
| Annual Average Family Income | 159 | 130 | 111 |
| Annual Average Family Expenditure | 143 | 116 | 98 |
| Annual Average Family Savings | 16 | 14 | 14 |
| AGRICULTURAL STATISTICS | 2012 | 2013 | 2014 |
| LIVESTOCK | | | |
| CARABAO | | | |
| Inventory (number of heads) | 21,713 | 21,993 | 23,308 |
| Production (number of heads) | 3,539 | 3,396 | 2,461 ^p |
| CATTLE | | | |
| Inventory (number of heads) | 28,288 | 27,980 | 28,061 |
| Production (number of heads) | 14,129 | 13,655 | 6,915 ^p |
| SWINE | | | |
| Inventory (number of heads) | 114,836 | 114,946 | 111,354 |
| Production (number of heads) | 205,215 | 216,642 | 153,227 |
| GOAT | | | |
| Inventory (number of heads) | 14,647 | 11,006 | 10,688 |
| Production (number of heads) | 13,045 | 13,045 | 6,821 ^p |
| POULTRY | 2012 | 2013 | 2014 |
| CHICKEN | | | |
| Inventory (number of birds) | 1,038,622 | 1,036,184 | 1,031,712 |
| Production (number of birds) | | | |
| Broiler | 35,048 | 33,272 | 13,419 |
| Other Chicken | 94,831 | 21,400 | 20,000 |
| DUCK | | | |
| Inventory (number of birds) | 51,218 | 50,332 | 49,560 |
| Production (number of birds) | 34,864 | 37,665 | 10,207 ^p |

^a - 2000 Census-Based National, Regional and Provincial Projections

^{*} - No outbound passengers and cargo transactions in Dumaguít Port

^p - preliminary

Compiled by the **STATISTICAL STAFF**
PHILIPPINE STATISTICS AUTHORITY, Aklan Provincial Office
 Myrna Torres Bldg, N. Roldan Street, Kalibo, Aklan
 Tel. No. (036) 268-9217/262-3804
 E-mail address: nso_aklan@yahoo.com